

# Dasher-1 Block Diagram

LDB-1 91.4KH01.001

Jan. 10, 2011

## PCB Layer Stackup

- L1:Component
- L2:GND
- L3:Signal 1
- L4:VCC
- L5:Signal 2
- L6:Signal 3
- L7:GND
- L8:Component

## Battery Charger/Selector

BQ24742	74
INPUTS	
DOCK_PWR20	CHARGER_OUT12
OUTPUTS	

System DC/DC	
TPS51220ARSN	78
VINT20	VCC5M
	VCC3M

CPU DC/DC	
VT1316/VT1317	79
VCC5V_OUT	VCCCPUCORE

GMCH GFX CORE	
VT1317	81
VCC5V_OUT	VCCGFXCORE

VCC1R5A	
VT357FCX	86
VCC5V_OUT	VCC1R5A

VCC0R75B	
MAX1510	87
VCC1R5A	VCC0R75B

VCC1R8B	
TPS62060	89
VCC5V_OUT	VCC1R8B

VCC1R05AMT	
VT356FCX	85
VCC5V_OUT	VCC1R05LAN

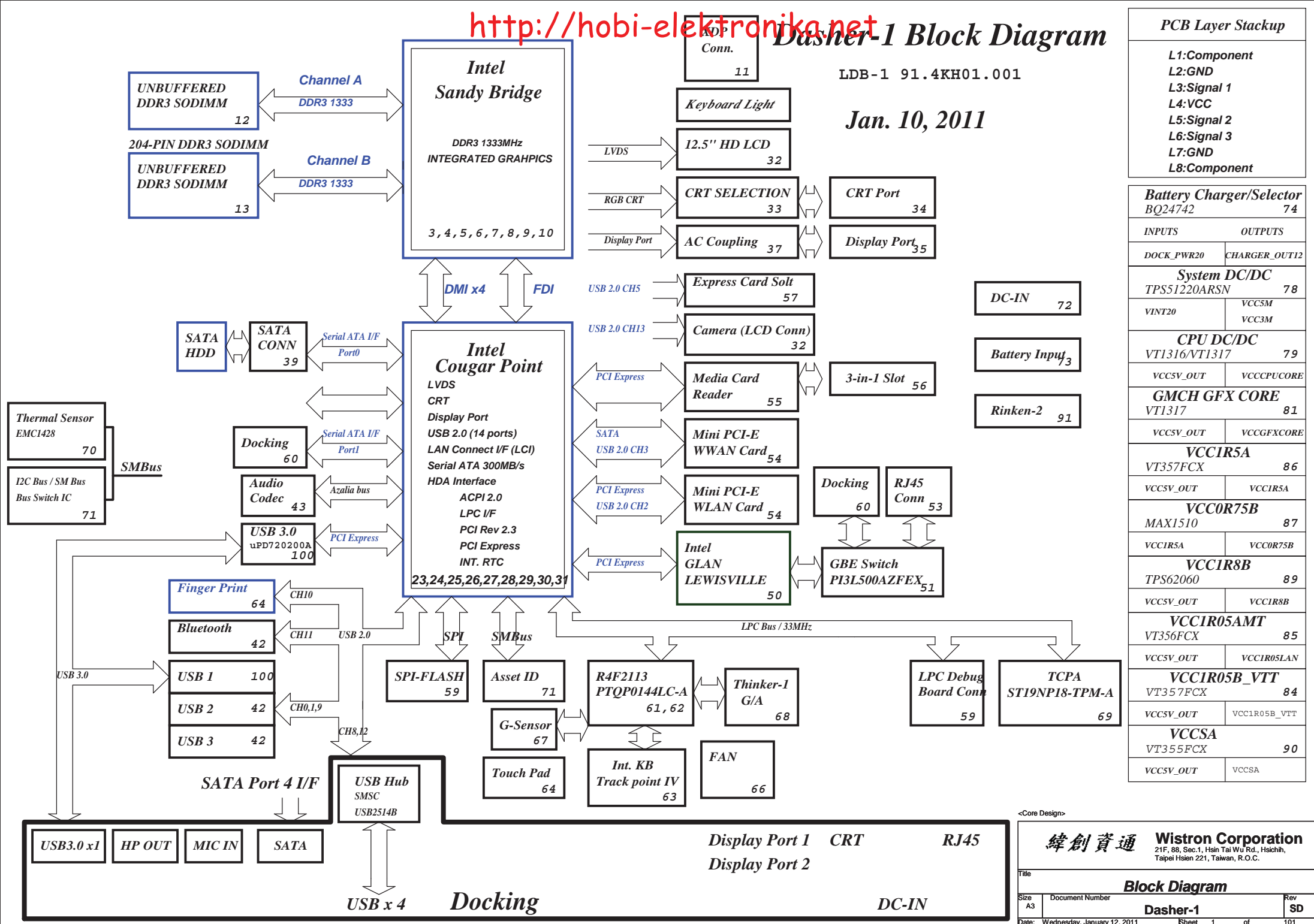
VCC1R05B_VTT	
VT357FCX	84
VCC5V_OUT	VCC1R05B_VTT

VCCSA	
VT355FCX	90
VCC5V_OUT	VCCSA

<Core Design>

**緯創資通 Wistron Corporation**  
21F, 88, Sec.1, Hsin Tai Wu Rd., Hsichih,  
Taipei Hsien 221, Taiwan, R.O.C.

Block Diagram			
Size A3	Document Number	Dasher-1	Rev SD
Date: Wednesday, January 12, 2011	Sheet 1	of	101



## RESISTOR

Symbol name	Value	Tolerance (J: 5%, F: 1%, D: 0.5%, B: 0.1 %)	Rating 0402=> 1/16W, 25V 0603 => 1/16W, 75V 0805 => 1/10W, 100V	Size 2=>0402, 3=>0603, 5=>0805, 6=>1206, 0=>1210
10KR3	10K Ohm	If no letter, it means J: 5%	1/16W, 75V	0603
33D3R5	33.3 Ohm	If no letter, it means J: 5%	1/10W, 100V	0805
1KR3F	1K Ohm	F: 1%	1/16W, 75V	0603

The naming rule is value + R + size + tolerance  
 For the value, it can be read by the number before R. (R means resistor)  
 For the tolerance, it can be read from the last letter.  
 For the rating, we don't show on the symbol name.  
 For the size, R2=>0402, R3=>0603, R5=>0805,....

## CAPACITOR

Symbol name	Value	Tolerance (M: +/-20, K: +/-10, Z: +80/-20)	Rating	Size 2=>0402, 3=>0603, 5=>0805, 6=>1206, 0=>1210
SCD1U10V2MX-1	0.1uF	M/X5R	10V	0402
SC10U6D3V5MX	10uF	M/X5R	6.3V	0805
SC2D2U16V5ZY	2.2uF	Z/Y5V	16V	0805

The naming rule is  
Capacitor type + value + rating + size + tolerance + material  
SCD1U10V2MX-1  
SC=> SMT Ceramic, TC=> POS cap or SP cap  
D1U => 0.1uF  
10V => the voltage rating is 10V  
2=> 0402, 3=>0603, 5=>0805  
M=>tolerance M, K, Z  
X=> X7R/X5R, Y=> Y5V  
-1 => symbol version, nonsense to EE characteristic

## PLANAR\_ID[3..0]

IBEXPEAK-M	39	38	48	49	Planar ID Version	Planar PCB Version
PLANAR_IDn	3	2	1	0		
	0	0	0	0		
	0	0	0	1		
	0	0	1	0	Dasher-1 Pre-DV	SA
	0	0	1	1	Dasher-1 SDV/UT	SB
	0	1	0	0	Dasher-1 MFVT	SC
	0	1	0	1	Dasher-1 FVT	SD
	0	1	1	0	Dasher-1 M-SIT	SE
	0	1	1	1	Dasher-1 SIT	SF
	1	0	0	0	Dasher-1 SVT	-1

## EC HISTORY

[illegible]

### <Core Design>

**緯創資通** **Wistron Corporation**  
21F, 88, Sec.1, Hsin Tai Wu Rd., Hsichih,  
Taipei Hsien 221, Taiwan, R.O.C.

Title
-------

## Reference

Size

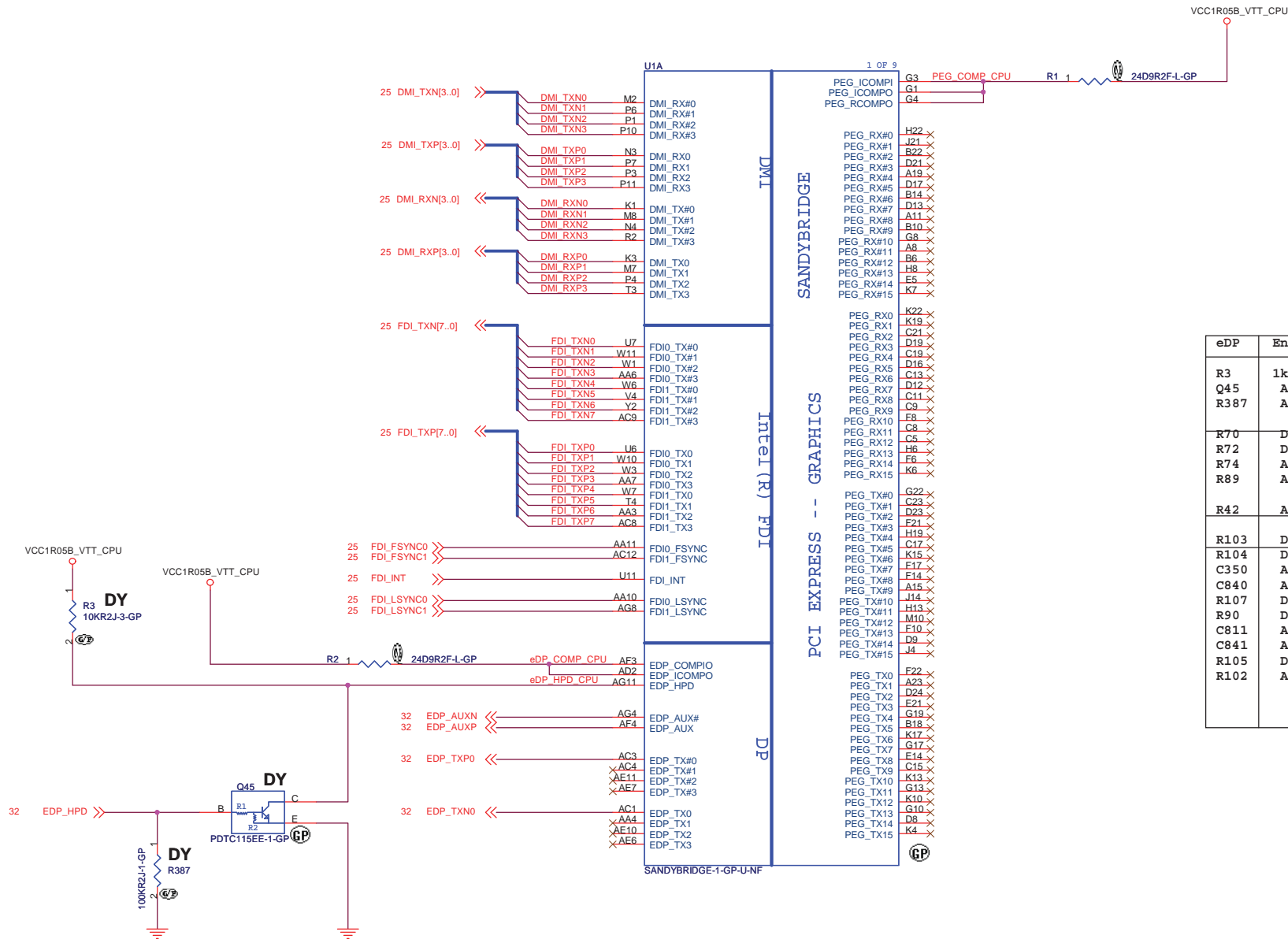
Document Number
-----------------

## Dasher-1

Date: Monday, January 10, 2011

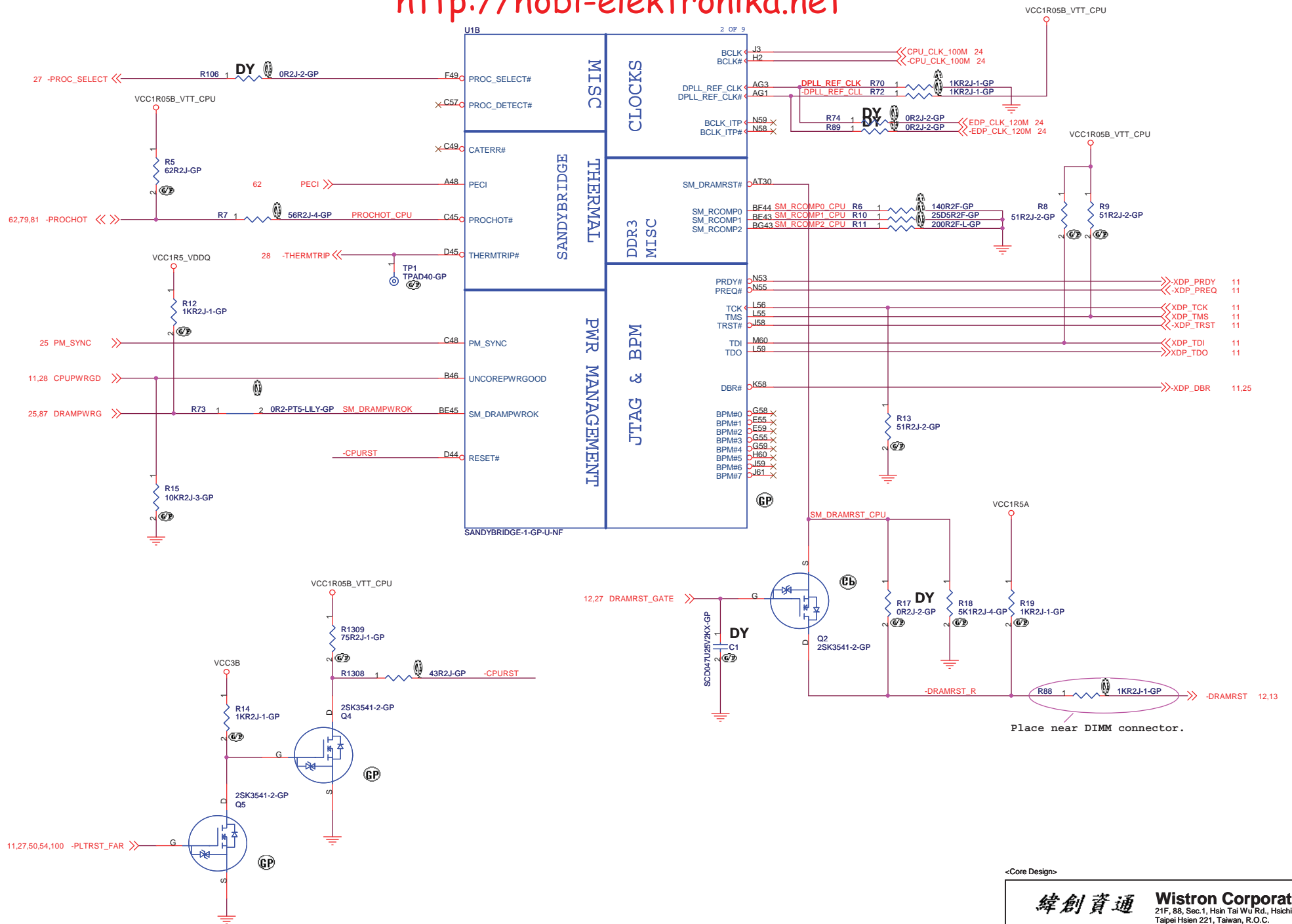
Sheet 2 of 101

Rev  
SD



eDP	Enable	Disable
R3 Q45 R387	1k-ohm ASM ASM	10k-ohm DY DY
R70 R72 R74 R89	DY DY ASM ASM	ASM ASM DY DY
R42	ASM	DY
R103 R104 C350 C840 R107 R90 C811 C841 R105 R102	DY DY ASM ASM DY DY ASM ASM DY ASM	ASM ASM DY ASM DY DY ASM DY

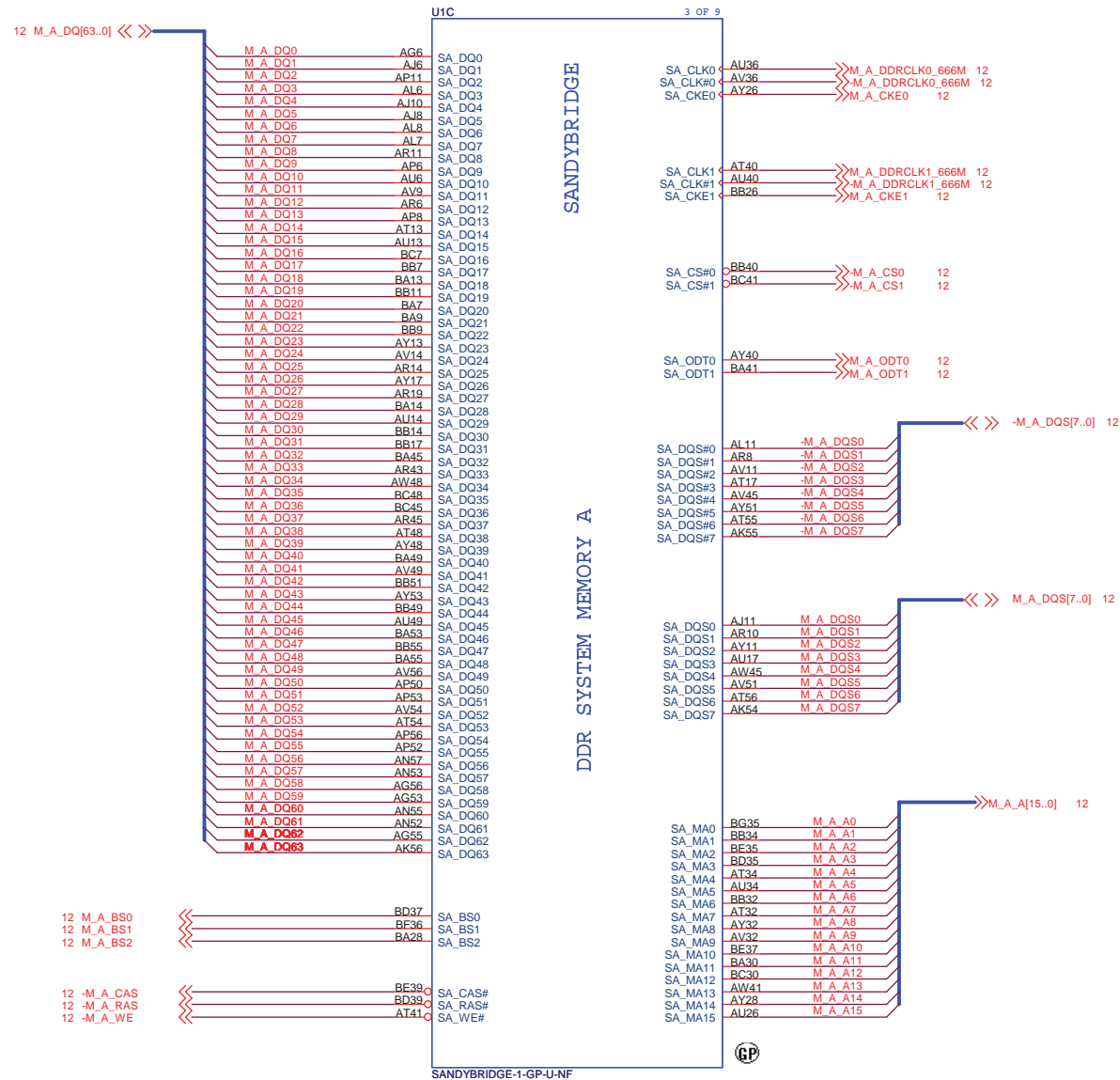
<Core Design>



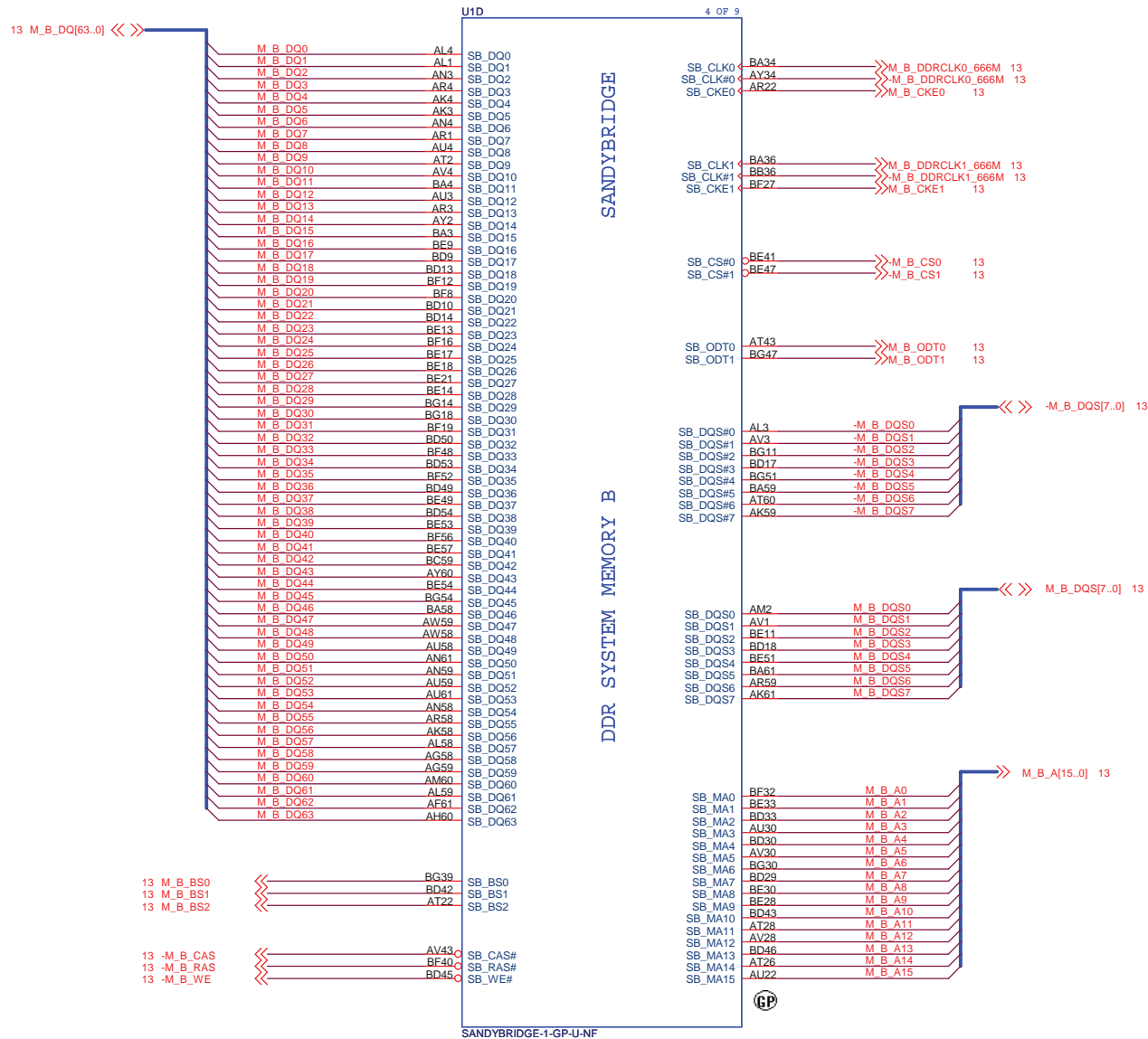
<Core Design>

緯創資通 Wistron Corporation  
21F, 88, Sec.1, Hsin Tai Wu Rd., Hsichih,  
Taipei Hsien 221, Taiwan, R.O.C.

Title		
CPU(2/8):CLK/MISC/JTAG		
Size	Document Number	Rev
A3	Dasher-1	SD
Date: Monday, January 10, 2011		
Sheet 4 of 101		



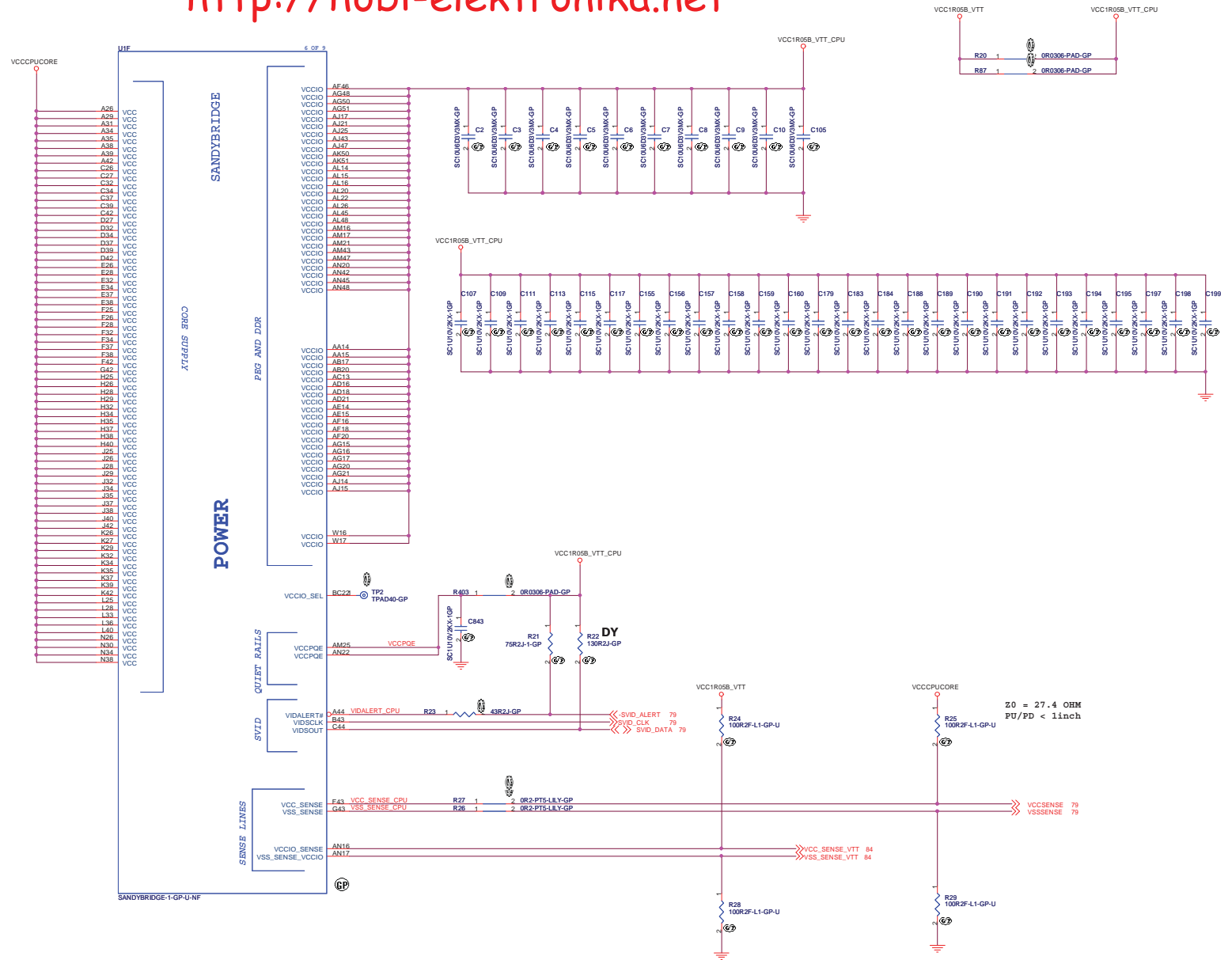
<Core Design>



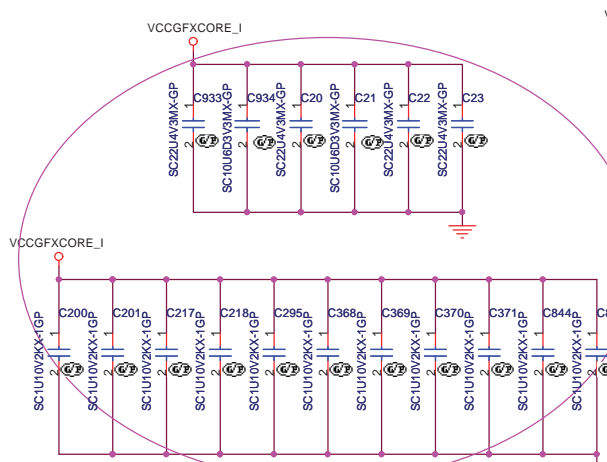
<Core Design>

緯創資通 Wistron Corporation  
21F, 88, Sec.1, Hsin Tai Wu Rd., Hsichih,  
Taipei Hsien 221, Taiwan, R.O.C.

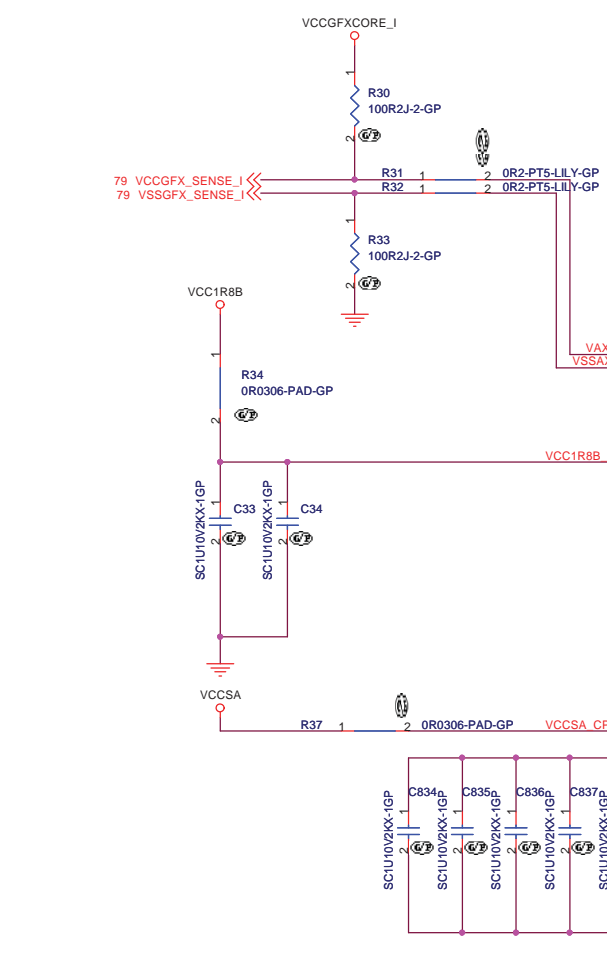
Title			CPU(4/8):DDR3 Channel-B
Size	Document Number	Rev	
A3	Dasher-1	SD	
Date:	Monday, January 10, 2011	Sheet	6 of 101



<Core Design>



As for placement, please follow  
 "Huron River Platform Power Delivery Design Guide Rev1.0"  
 (Intel DocNo.439028)



- VCCGFXCORE\_I
- AA46 VAXG
  - AB47 VAXG
  - AB50 VAXG
  - AB51 VAXG
  - AB52 VAXG
  - AB53 VAXG
  - AB55 VAXG
  - AB56 VAXG
  - AB58 VAXG
  - AB59 VAXG
  - AC61 VAXG
  - AD47 VAXG
  - AD48 VAXG
  - AD50 VAXG
  - AD51 VAXG
  - AD52 VAXG
  - AD53 VAXG
  - AD55 VAXG
  - AD56 VAXG
  - AD58 VAXG
  - AD59 VAXG
  - AE46 VAXG
  - N45 VAXG
  - P47 VAXG
  - P48 VAXG
  - P50 VAXG
  - P51 VAXG
  - P52 VAXG
  - P53 VAXG
  - P55 VAXG
  - P56 VAXG
  - P61 VAXG
  - T48 VAXG
  - T58 VAXG
  - T59 VAXG
  - T61 VAXG
  - U46 VAXG
  - V47 VAXG
  - V48 VAXG
  - V50 VAXG
  - V51 VAXG
  - V52 VAXG
  - V53 VAXG
  - V55 VAXG
  - V56 VAXG
  - V58 VAXG
  - V59 VAXG
  - W50 VAXG
  - W51 VAXG
  - W52 VAXG
  - W53 VAXG
  - W55 VAXG
  - W56 VAXG
  - W61 VAXG
  - Y48 VAXG
  - Y61 VAXG

- SANDYBRIDGE-1-GP-U-NF
- L17 VCCSA
  - L21 VCCSA
  - N16 VCCSA
  - N20 VCCSA
  - N22 VCCSA
  - P17 VCCSA
  - P20 VCCSA
  - R16 VCCSA
  - R18 VCCSA
  - R21 VCCSA
  - U15 VCCSA
  - V16 VCCSA
  - V17 VCCSA
  - V18 VCCSA
  - V21 VCCSA
  - W20 VCCSA

**POWER**

**GRAPHICS**

**SENSE LINES**

**1.8V RAIL**

**SA RAIL**

**QUIET RAILS**

**SENSE LINES**

**SENSE LINES**

**SENSE LINES**

**SENSE LINES**

**SENSE LINES**

**SENSE LINES**

**SENSE LINES**

**SENSE LINES**

**SENSE LINES**

**SENSE LINES**

**SENSE LINES**

**SENSE LINES**

**SENSE LINES**

**SENSE LINES**

**SENSE LINES**

**SENSE LINES**

**SENSE LINES**

**SENSE LINES**


**SENSE LINES**

**SENSE LINES**

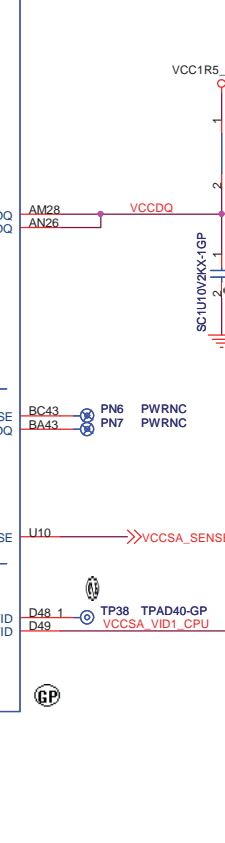
**SENSE LINES**

**SENSE LINES**

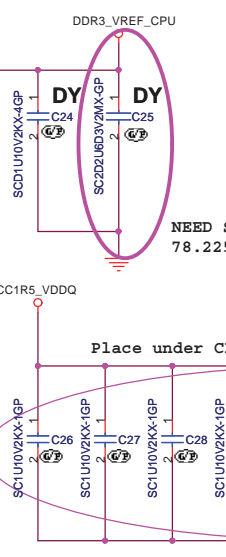
**SENSE LINES**




NEED SC22U4V2MX-1GP  
 78.22510.5FL



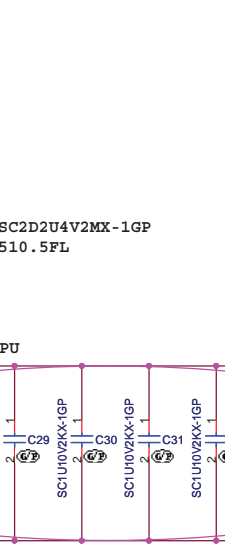
As for placement, please follow  
 "Huron River Platform Power Delivery Design Guide Rev1.0"  
 (Intel DocNo.439028)



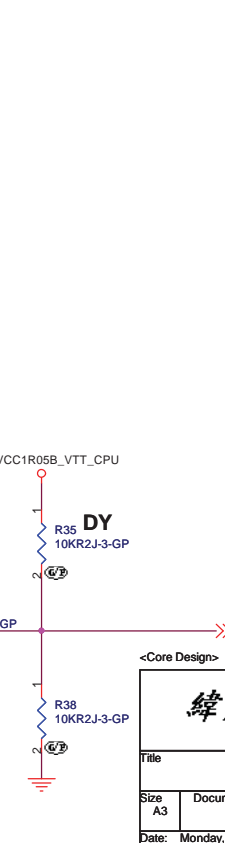
NEED SC22U4V2MX-1GP  
 78.22510.5FL




As for placement, please follow  
 "Huron River Platform Power Delivery Design Guide Rev1.0"  
 (Intel DocNo.439028)



NEED SC22U4V2MX-1GP  
 78.22510.5FL



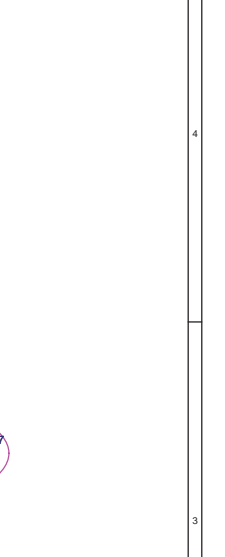
As for placement, please follow  
 "Huron River Platform Power Delivery Design Guide Rev1.0"  
 (Intel DocNo.439028)



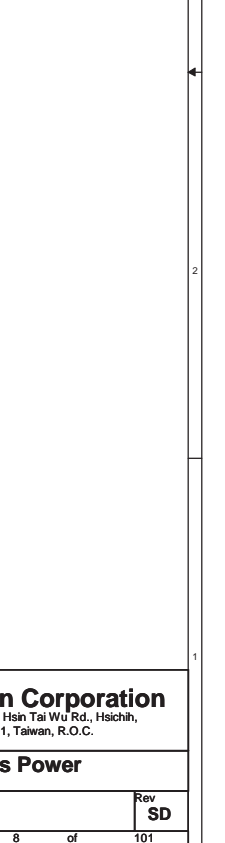
NEED SC22U4V2MX-1GP  
 78.22510.5FL



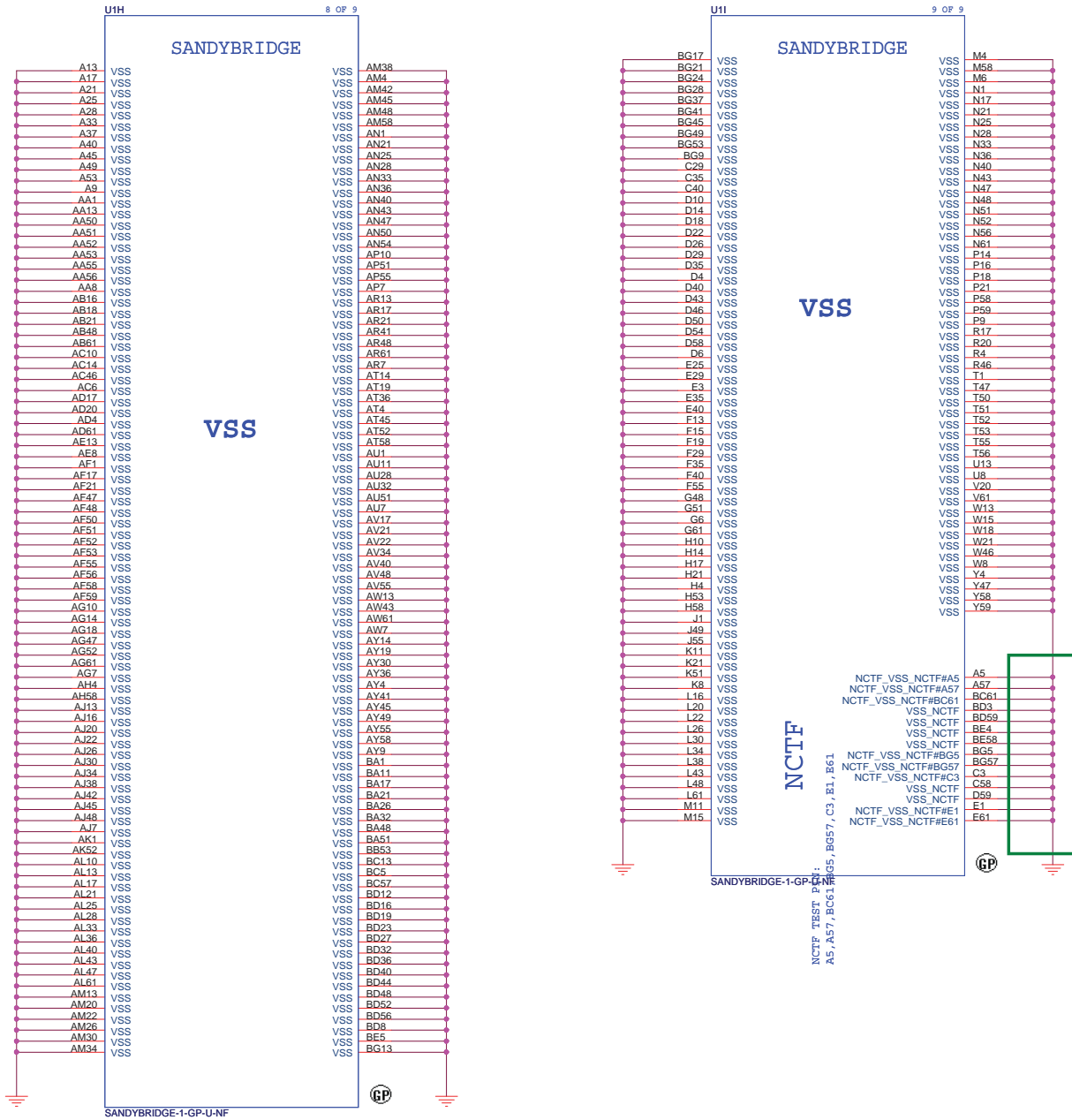
As for placement, please follow  
 "Huron River Platform Power Delivery Design Guide Rev1.0"  
 (Intel DocNo.439028)



NEED SC22U4V2MX-1GP  
 78.22510.5FL



As for placement, please follow  
 "Huron River Platform Power Delivery Design Guide Rev1.0"  
 (Intel DocNo.439028)



<Core Design>

緯創資通

**Wistron Corporation**  
21F, 88, Sec.1, Hsin Tai Wu Rd., Hsichih,  
Taipei Hsien 221, Taiwan, R.O.C.

Title **CPU(7/8):GND**

Size  
Custom

Document Number

**Dasher-1**

Rev  
**SD**

Date: Monday, January 10, 2011

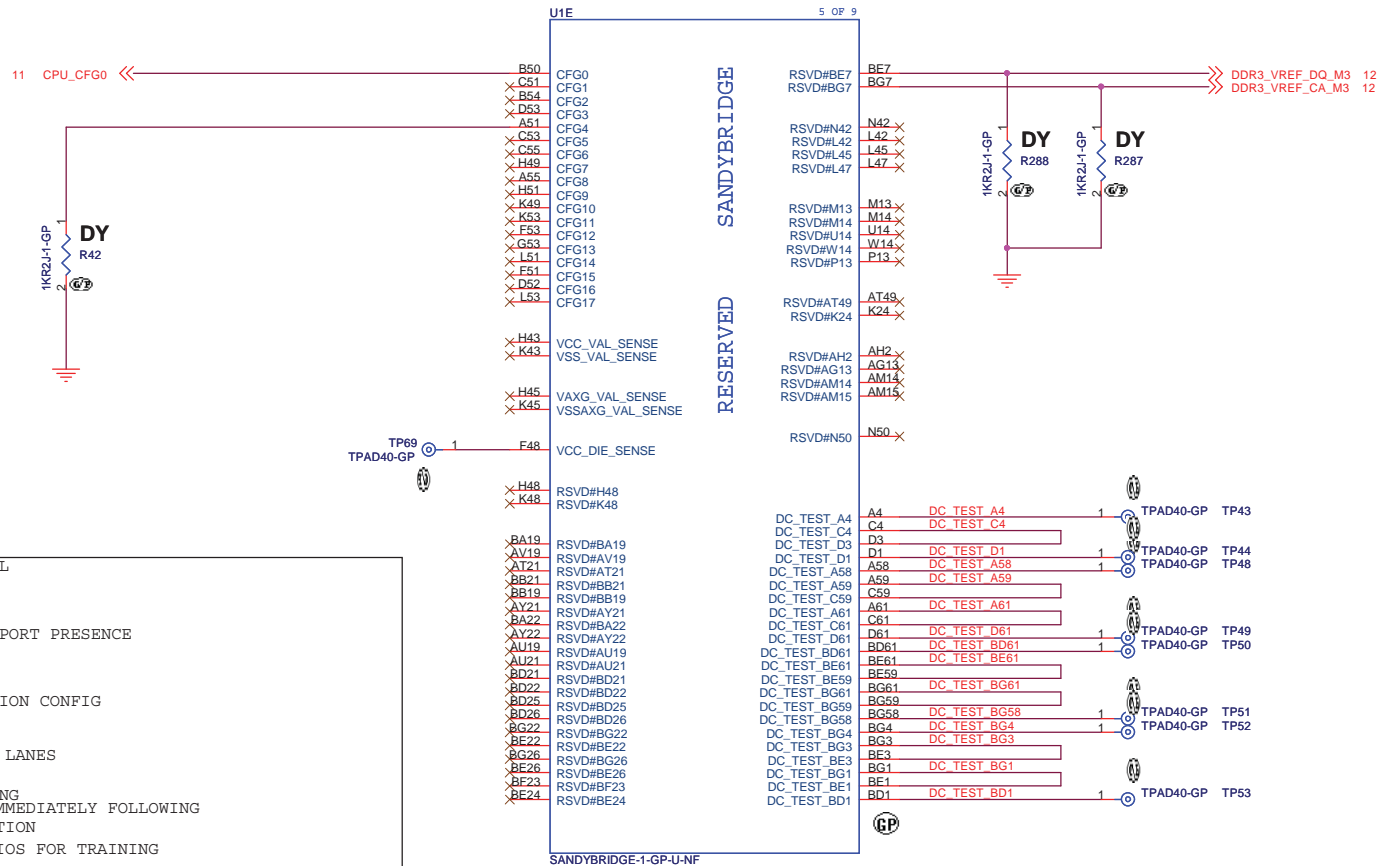
Sheet 9 of 101

CFG2 PEG LANE REVERSAL  
1 NO-ASM : NORMAL  
0 ASM : REVERSE

CFG4 Embedded DISPLAY PORT PRESENCE  
1 NO-ASM : DISABLE  
0 ASM : ENABLE

CFG[6:5] PEG BIFURCATION CONFIG  
11 SINGLE 16 LANES  
10 2x8 LANES  
01 RESERVED  
00 8 LANES AND 2x4 LANES

CFG7 PEG DEFER TRAINING  
1 NO ASM : TRAIN IMMEDIATELY FOLLOWING  
XXRESETB DEASSERTION  
0 ASM : WAIT FOR BIOS FOR TRAINING



<Core Design>

緯創資通 Wistron Corporation  
21F, 88, Sec.1, Hsin Tai Wu Rd., Hsichih,  
Taipei Hsien 221, Taiwan, R.O.C.

Title			CPU(8/8):CFG/Reserved	
Size	Document Number	Dasher-1		Rev
A3				SD
Date:	Monday, January 10, 2011	Sheet	10	of 101



5 M\_A\_A[15..0] >>> M\_A A0 98  
M\_A A1 97  
M\_A A2 96  
M\_A A3 95  
M\_A A4 92  
M\_A A5 91  
M\_A A6 90  
M\_A A7 86  
M\_A A8 89  
M\_A A9 85  
M\_A A10 107  
M\_A A11 84  
M\_A A12 83  
M\_A A13 119  
M\_A A14 80  
M\_A A15 78  
M\_A A16 79  
M\_A A17 79

5 M\_A\_BS2 >>> M\_A BS2 109  
5 M\_A\_BS0 >>> M\_A BS0 108  
5 M\_A\_BS1 >>> M\_A BS1 108

5 M\_A\_DQ[63..0] <<< M\_A DQ0 5  
M\_A DQ1 7  
M\_A DQ2 15  
M\_A DQ3 17  
M\_A DQ4 4  
M\_A DQ5 6  
M\_A DQ6 18  
M\_A DQ7 18  
M\_A DQ8 21  
M\_A DQ9 23  
M\_A DQ10 23  
M\_A DQ11 36  
M\_A DQ12 22  
M\_A DQ13 24  
M\_A DQ14 34  
M\_A DQ15 36  
M\_A DQ16 39  
M\_A DQ17 41  
M\_A DQ18 51  
M\_A DQ19 53  
M\_A DQ20 40  
M\_A DQ21 42  
M\_A DQ22 50  
M\_A DQ23 52  
M\_A DQ24 57  
M\_A DQ25 59  
M\_A DQ26 67  
M\_A DQ27 69  
M\_A DQ28 56  
M\_A DQ29 58  
M\_A DQ30 68  
M\_A DQ31 70  
M\_A DQ32 129  
M\_A DQ33 131  
M\_A DQ34 141  
M\_A DQ35 143  
M\_A DQ36 130  
M\_A DQ37 132  
M\_A DQ38 140  
M\_A DQ39 142  
M\_A DQ40 147  
M\_A DQ41 149  
M\_A DQ42 157  
M\_A DQ43 159  
M\_A DQ44 146  
M\_A DQ45 148  
M\_A DQ46 158  
M\_A DQ47 160  
M\_A DQ48 163  
M\_A DQ49 165  
M\_A DQ50 175  
M\_A DQ51 177  
M\_A DQ52 164  
M\_A DQ53 166  
M\_A DQ54 174  
M\_A DQ55 176  
M\_A DQ56 181  
M\_A DQ57 183  
M\_A DQ58 191  
M\_A DQ59 193  
M\_A DQ60 180  
M\_A DQ61 182  
M\_A DQ62 192  
M\_A DQ63 194

5 -M\_A\_DQS[7..0] <<< -M\_A DQS0 10  
-M\_A DQS1 27  
-M\_A DQS2 45  
-M\_A DQS3 65  
-M\_A DQS4 135  
-M\_A DQS5 152  
-M\_A DQS6 169  
-M\_A DQS7 186

5 M\_A\_DQS[7..0] <<< M\_A DQS0 12  
M\_A DQS1 29  
M\_A DQS2 47  
M\_A DQS3 64  
M\_A DQS4 137  
M\_A DQS5 154  
M\_A DQS6 171  
M\_A DQS7 188

116 ODT0 120  
120 ODT1 120  
VREFDQ 126  
VREFCA 126  
NC 77  
NC 122  
NC 206  
NP1 206  
NP2 206

## STANDAR TYPE

DDR3-204P-14-GP-U

RAS# 110  
WE# 113  
CAS# 115  
S# 114  
S# 121  
CKE0 73  
CKE1 74  
CK0# 101  
CK0# 103  
CK1 102  
CK1# 104

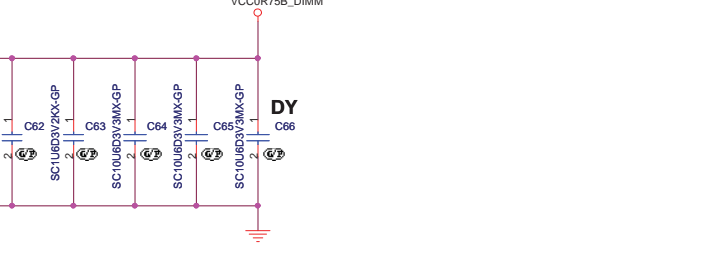
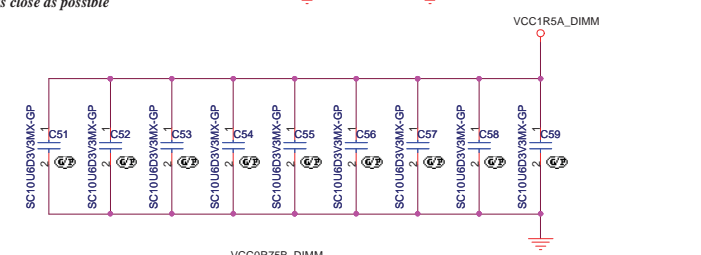
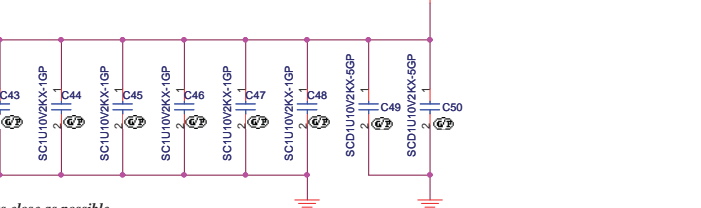
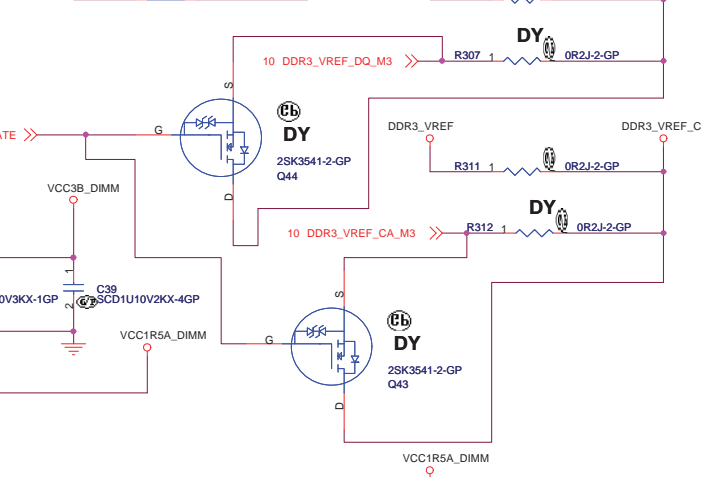
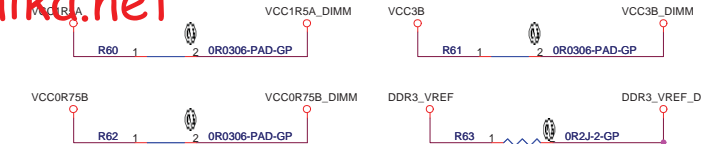
DM0 11  
DM1 28  
DM2 63  
DM3 136  
DM4 153  
DM5 170  
DM6 170  
DM7 167

SDA 200  
SCL 202  
VDDSPD 199  
SA0 197  
SA1 201  
EVENT# 198  
RESET# 125  
TEST 125

VDD 75  
VDD 76  
VDD 81  
VDD 82  
VDD 87  
VDD 88  
VDD 93  
VDD 94  
VDD 99  
VDD 100  
VDD 105  
VDD 106  
VDD 111  
VDD 112  
VDD 117  
VDD 118  
VDD 123  
VDD 124

VSS 3  
VSS 8  
VSS 9  
VSS 13  
VSS 14  
VSS 19  
VSS 20  
VSS 25  
VSS 26  
VSS 31  
VSS 32  
VSS 37  
VSS 38  
VSS 43  
VSS 44  
VSS 48  
VSS 54  
VSS 55  
VSS 60  
VSS 61  
VSS 65  
VSS 66  
VSS 71  
VSS 72  
VSS 127  
VSS 128  
VSS 133  
VSS 134  
VSS 138  
VSS 139  
VSS 144  
VSS 145  
VSS 150  
VSS 151  
VSS 155  
VSS 156  
VSS 161  
VSS 162  
VSS 167  
VSS 168  
VSS 172  
VSS 173  
VSS 178  
VSS 179  
VSS 184  
VSS 185  
VSS 189  
VSS 190  
VSS 195  
VSS 196  
VSS 203  
VSS 204  
VSS 205  
GND NP2  
GND NP1

DQS0# 10  
DQS1# 27  
DQS2# 45  
DQS3# 65  
DQS4# 135  
DQS5# 152  
DQS6# 169  
DQS7# 186  
DQS0 12  
DQS1 29  
DQS2 47  
DQS3 64  
DQS4 137  
DQS5 154  
DQS6 171  
DQS7 188  
ODT0 116  
ODT1 120  
VREFDQ 126  
VREFCA 126  
NC 77  
NC 122  
NC 206  
NP1 206  
NP2 206



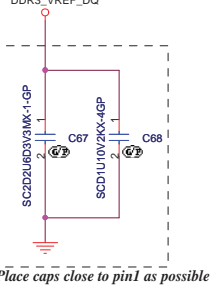
<Core Design>

**緯創資通 Wistron Corporation**  
21F, 88, Sec.1, Hsin Tai Wu Rd., Hsichih, Taipei Hsien 221, Taiwan, R.O.C.

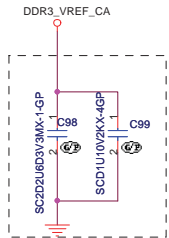
Title: **DDR3 SODIMM-A**

Size: Custom Document Number: **Dasher-1** Rev: **SD**

Date: Monday, January 10, 2011 Sheet 12 of 101



Place caps close to pin1 as possible



*Place one cap to each power pin and as close as possible*

Title			
<b>DDR3 SODIMM-B</b>			
Size	Document Number		Rev
Custom	<b>Dasher-1</b>		<b>SD</b>
Date:	Monday, January 10, 2011	Sheet 13 of	101

BLANK

<Core Design>

緯創資通

Wistron Corporation

21F, 88, Sec.1, Hsin Tai Wu Rd., Hsichih,  
Taipei Hsien 221, Taiwan, R.O.C.

Title

BLANK

Size

A3

Document Number

Dasher-1

Rev

SD

Date:

Monday, January 10, 2011

Sheet

1

14

of

101

BLANK

<Core Design>

緯創資通

Wistron Corporation

21F, 88, Sec.1, Hsin Tai Wu Rd., Hsichih,  
Taipei Hsien 221, Taiwan, R.O.C.

Title

BLANK

Size

A3

Document Number

Dasher-1

Rev

SD

Date:

Monday, January 10, 2011

Sheet

1

15

of

101

BLANK

<Core Design>

緯創資通

Wistron Corporation

21F, 88, Sec.1, Hsin Tai Wu Rd., Hsichih,  
Taipei Hsien 221, Taiwan, R.O.C.

Title

BLANK

Size

A3

Document Number

Dasher-1

Rev

SD

Date:

Monday, January 10, 2011

Sheet

1

16

of

101

BLANK

<Core Design>

緯創資通

Wistron Corporation

21F, 88, Sec.1, Hsin Tai Wu Rd., Hsichih,  
Taipei Hsien 221, Taiwan, R.O.C.

Title

BLANK

Size

A3

Document Number

Dasher-1

Rev

SD

Date:

Monday, January 10, 2011

Sheet

1

17

of

101

BLANK

<Core Design>

緯創資通

Wistron Corporation

21F, 88, Sec.1, Hsin Tai Wu Rd., Hsichih,  
Taipei Hsien 221, Taiwan, R.O.C.

Title

BLANK

Size

A3

Document Number

Dasher-1

Rev

SD

Date:

Monday, January 10, 2011

Sheet

1

18

of

101

B  
L  
A  
N  
K

<Core Design>

緯創資通

Wistron Corporation

21F, 88, Sec.1, Hsin Tai Wu Rd., Hsichih,  
Taipei Hsien 221, Taiwan, R.O.C.

Title

BLANK

Size

A3

Document Number

Dasher-1

Rev

SD

Date: Monday, January 10, 2011

Sheet 19 of 101

BLANK

<Core Design>

緯創資通

Wistron Corporation

21F, 88, Sec.1, Hsin Tai Wu Rd., Hsichih,  
Taipei Hsien 221, Taiwan, R.O.C.

Title

BLANK

Size

A3

Document Number

Dasher-1

Rev

SD

Date:

Monday, January 10, 2011

Sheet

20

of

101

B  
L  
A  
N  
K

<Core Design>

緯創資通

Wistron Corporation

21F, 88, Sec.1, Hsin Tai Wu Rd., Hsichih,  
Taipei Hsien 221, Taiwan, R.O.C.

Title

BLANK

Size

A3

Document Number

Dasher-1

Rev

SD

Date:

Monday, January 10, 2011

Sheet

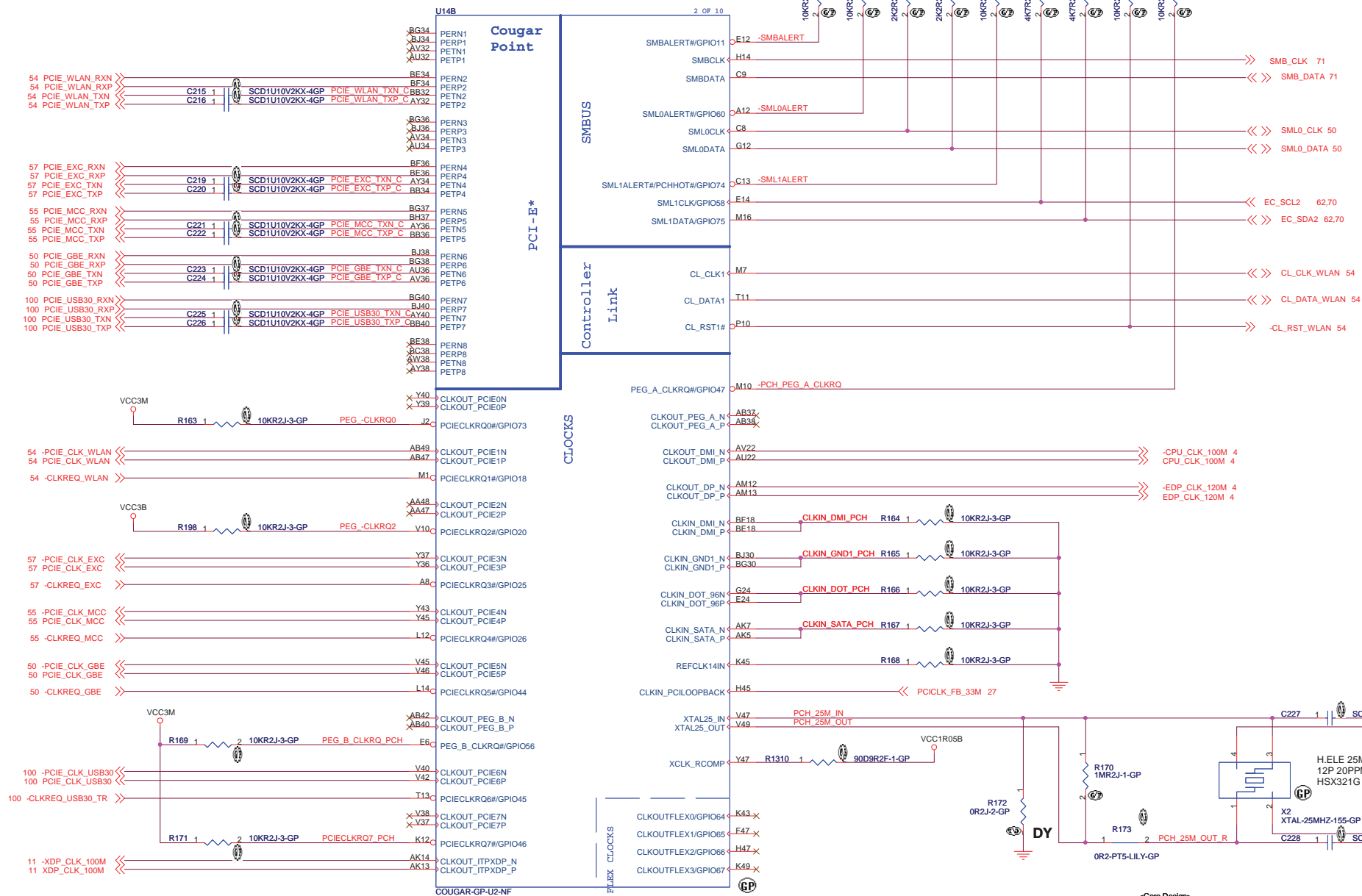
21

of

101

BLANK





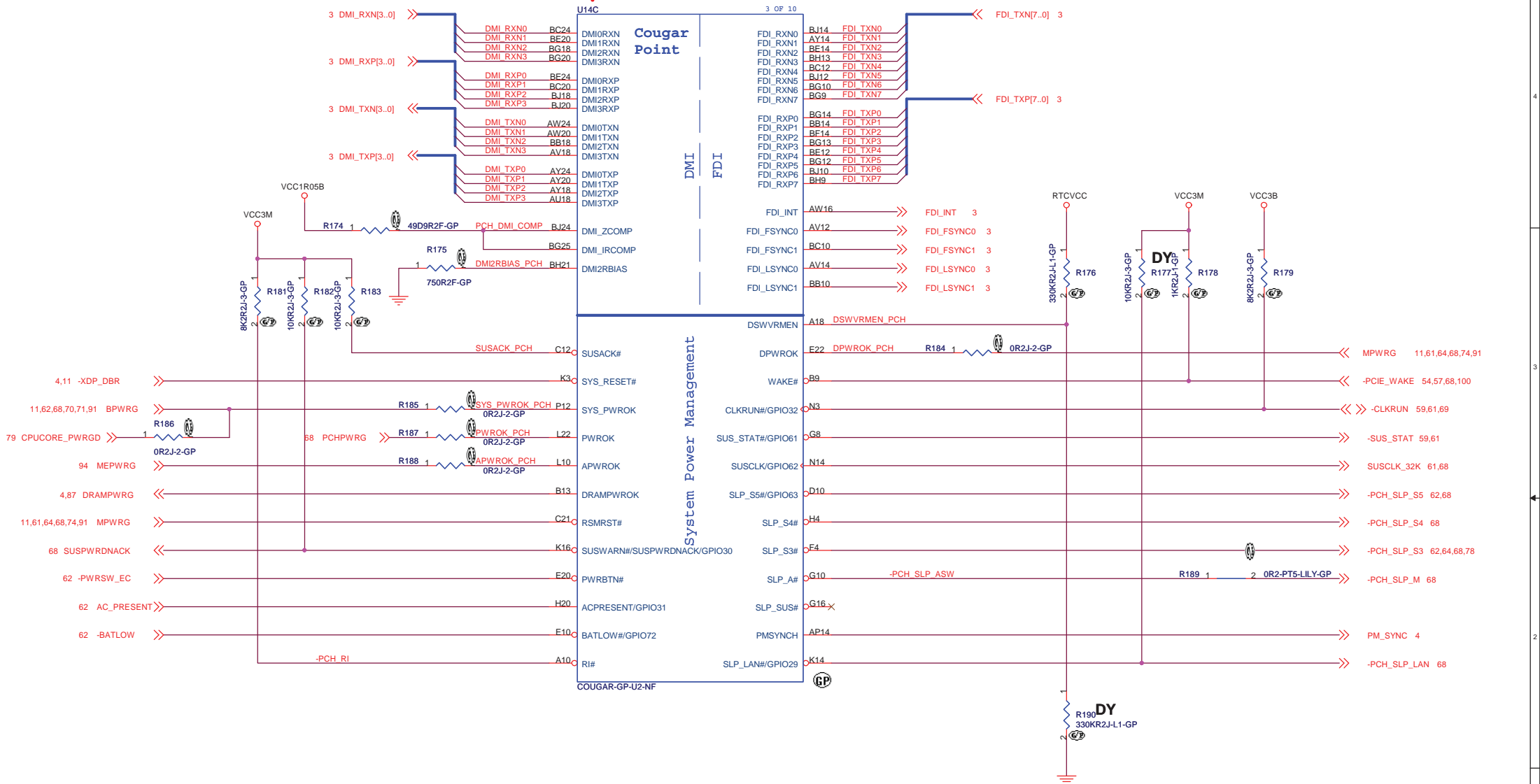
<Core Design>

**緯創資通** **Wistron Corporation**  
21F, 88, Sec.1, Hsin Tai Wu Rd., Hsichih,  
Taipei Hsien 221, Taiwan, R.O.C.

Title	<b>PCH(2/9):PCI-E/SMBUS/CLK</b>
-------	---------------------------------

Size	Document Number	Rev
Custom	Booster 4	SD

Date: Monday, January 10, 2011 Sheet 24 of 101



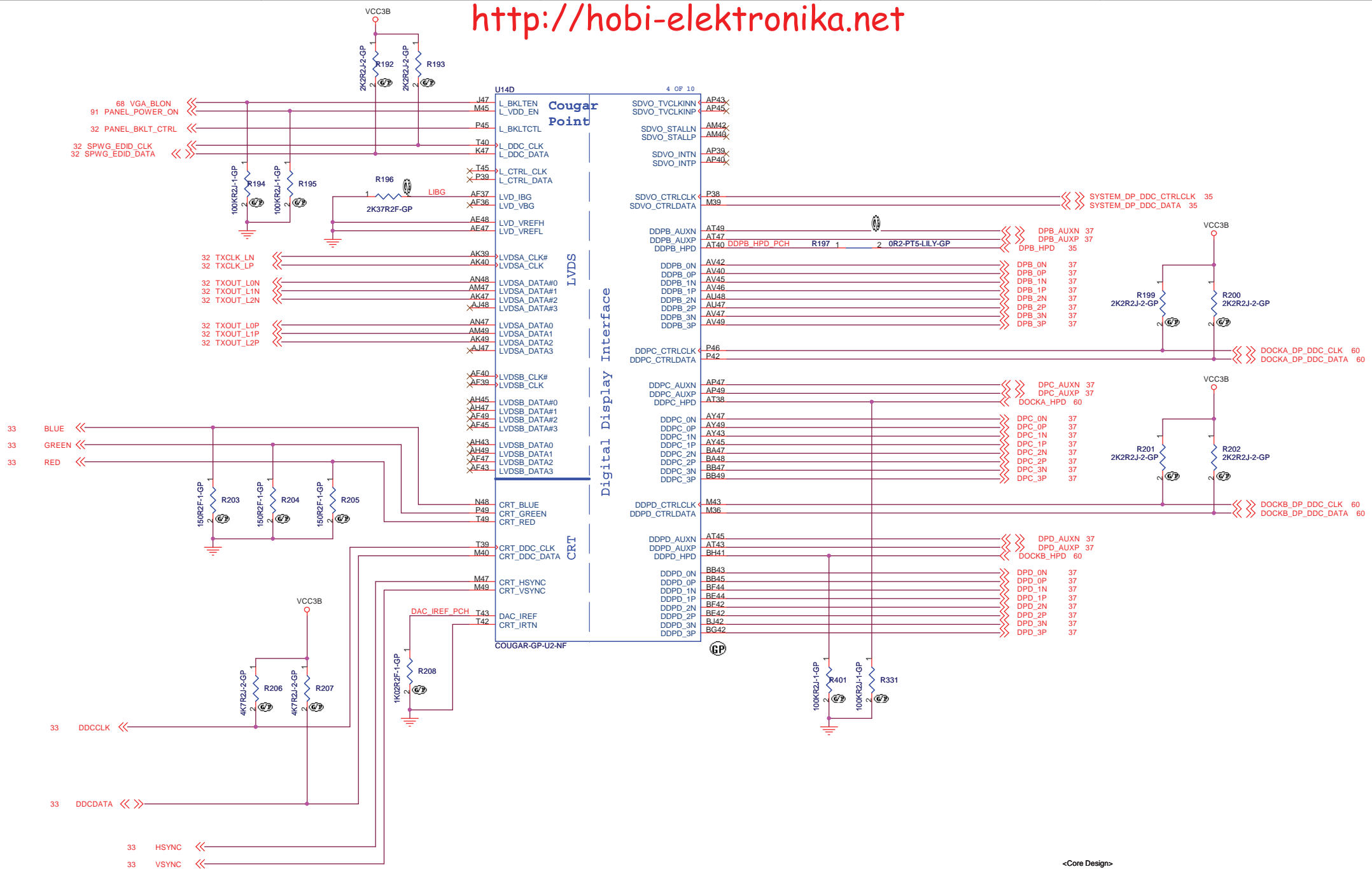
<Core Design>

緯創資通 Wistron Corporation  
21F, 88, Sec.1, Hsin Tai Wu Rd., Hsichih,  
Taipei Hsien 221, Taiwan, R.O.C.

Title PCH(3/9):DMI/FDI/PM

Size A3 Document Number Dasher-1 Rev SD

Date: Monday, January 10, 2011 Sheet 25 of 101



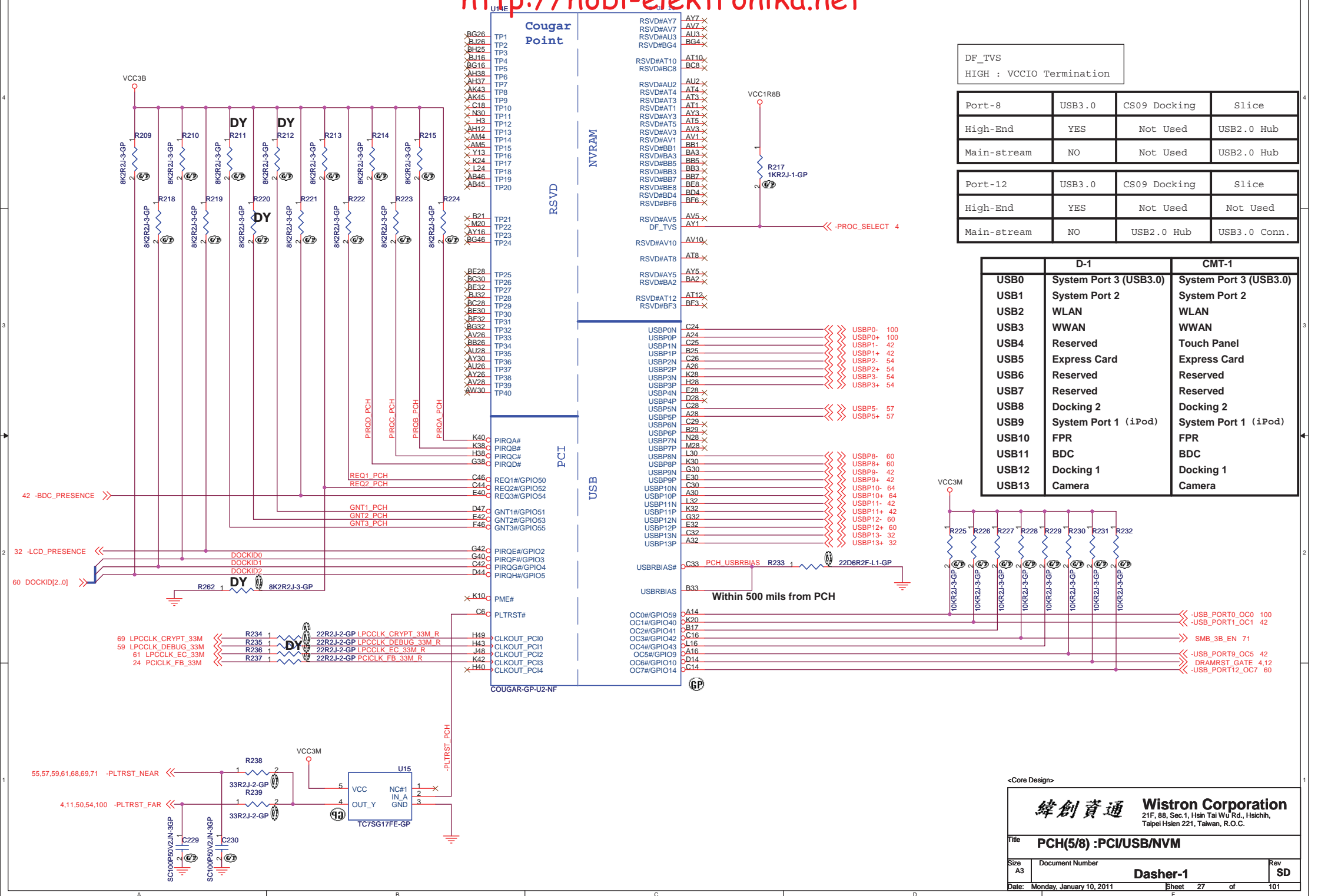
<Core Design>

**緯創資通** **Wistron Corporation**  
21F, 88, Sec.1, Hsin Tai Wu Rd., Hsichih,  
Taipei Hsien 221, Taiwan, R.O.C.

Title **PCH(4/9):LVDS/CRT/DDI**

Size A3 Document Number **Dasher-1** Rev SD

Date: Monday, January 10, 2011 Sheet 26 of 101

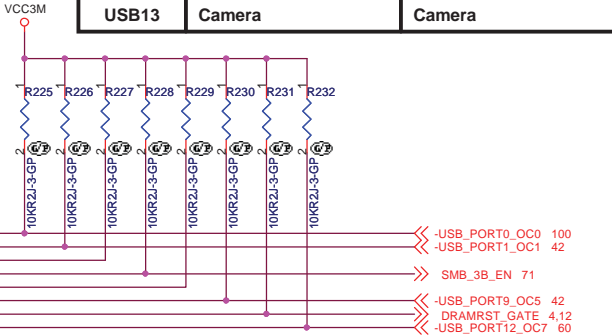


DF\_TVS  
HIGH : VCCIO Termination

Port-8	USB3.0	CS09 Docking	Slice
High-End	YES	Not Used	USB2.0 Hub
Main-stream	NO	Not Used	USB2.0 Hub

Port-12	USB3.0	CS09 Docking	Slice
High-End	YES	Not Used	Not Used
Main-stream	NO	USB2.0 Hub	USB3.0 Conn.

	D-1	CMT-1
USB0	System Port 3 (USB3.0)	System Port 3 (USB3.0)
USB1	System Port 2	System Port 2
USB2	WLAN	WLAN
USB3	WWAN	WWAN
USB4	Reserved	Touch Panel
USB5	Express Card	Express Card
USB6	Reserved	Reserved
USB7	Reserved	Reserved
USB8	Docking 2	Docking 2
USB9	System Port 1 (iPod)	System Port 1 (iPod)
USB10	FPR	FPR
USB11	BDC	BDC
USB12	Docking 1	Docking 1
USB13	Camera	Camera



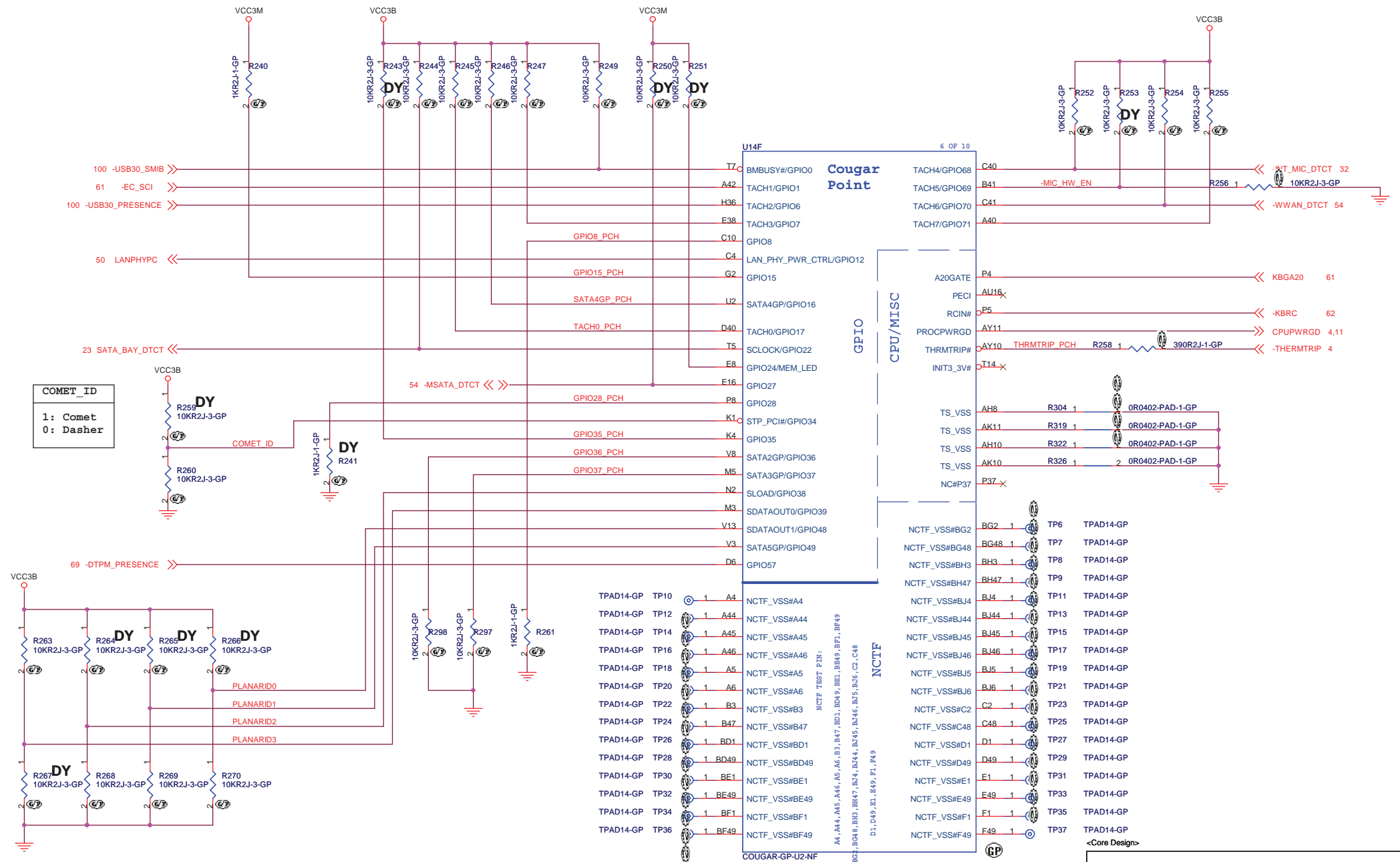
<Core Design>

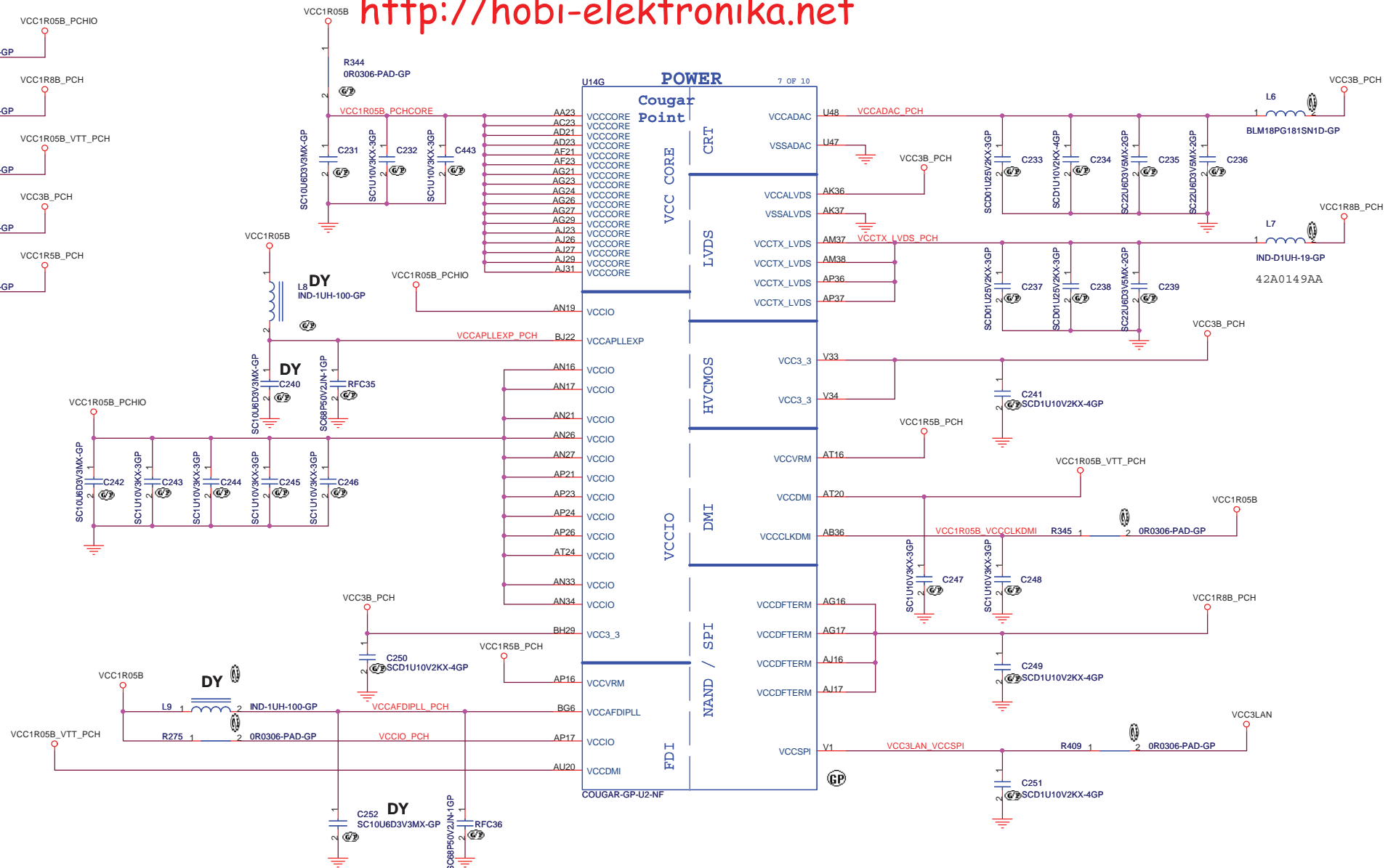
**緯創資通 Wistron Corporation**  
21F, 88, Sec.1, Hsin Tai Wu Rd., Hsichih,  
Taipei Hsien 221, Taiwan, R.O.C.

Title **PCH(5/8) : PCI/USB/NVM**

Size A3 Document Number **Dasher-1** Rev SD

Date: Monday, January 10, 2011 Sheet 27 of 101





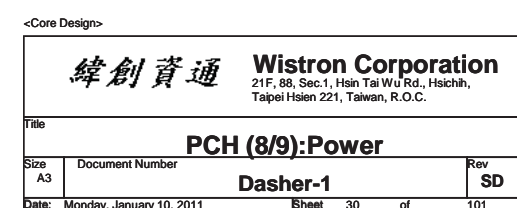
<Core Design>


**緯創資通 Wistron Corporation**  
21F, 88, Sec.1, Hsin Tai Wu Rd., Hsichih,  
Taipei Hsien 221, Taiwan, R.O.C.

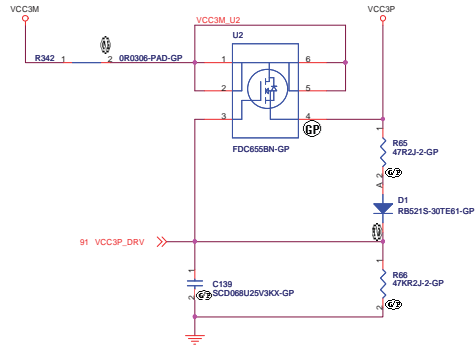
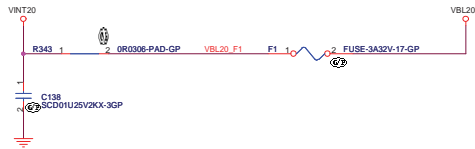
Title **PCH(7/9):Power**

Size A3 Document Number **Dasher-1** Rev **SD**

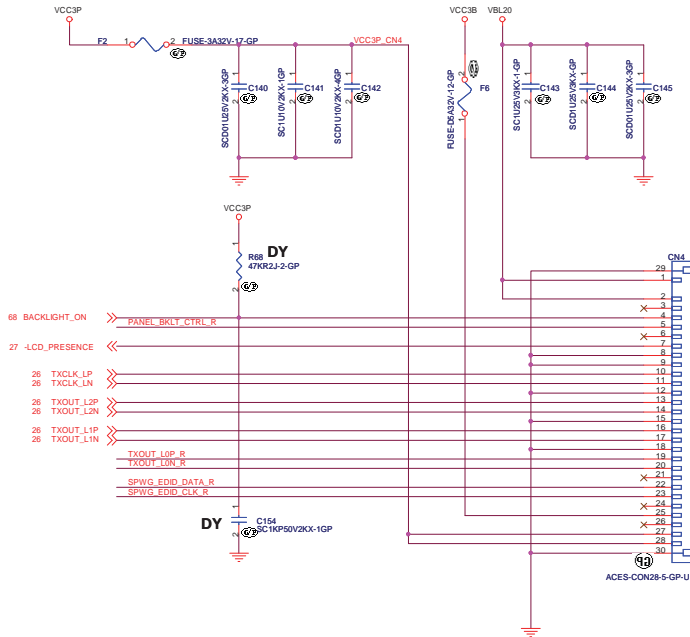
Date: Monday, January 10, 2011 Sheet 29 of 101



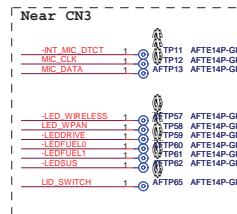
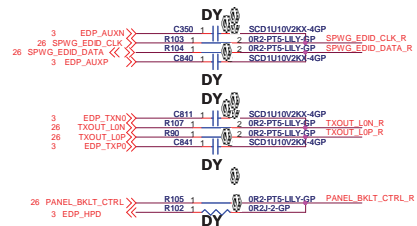
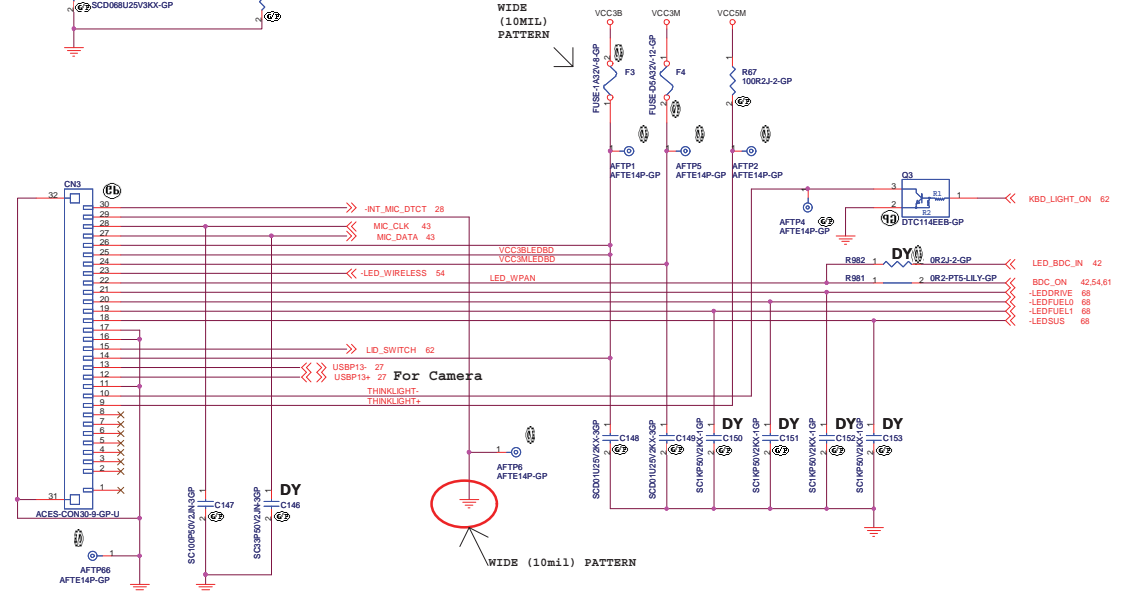


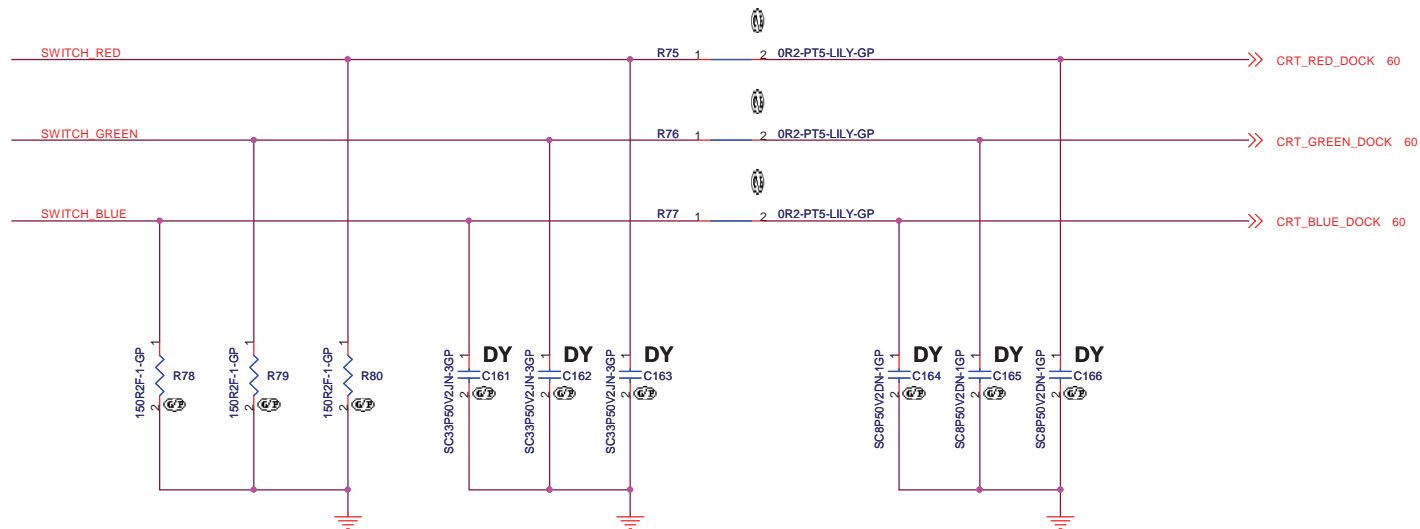
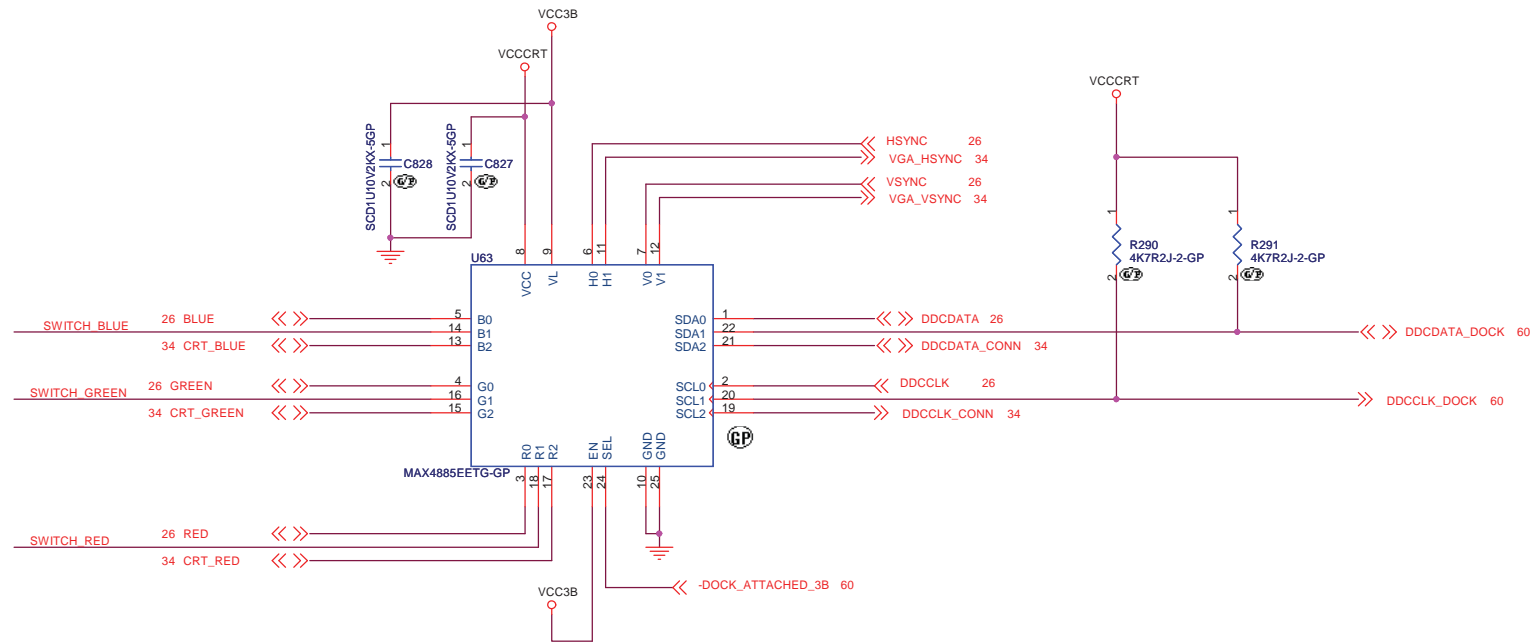


### *LCD Connector*



*PolySW*





<Core Design>

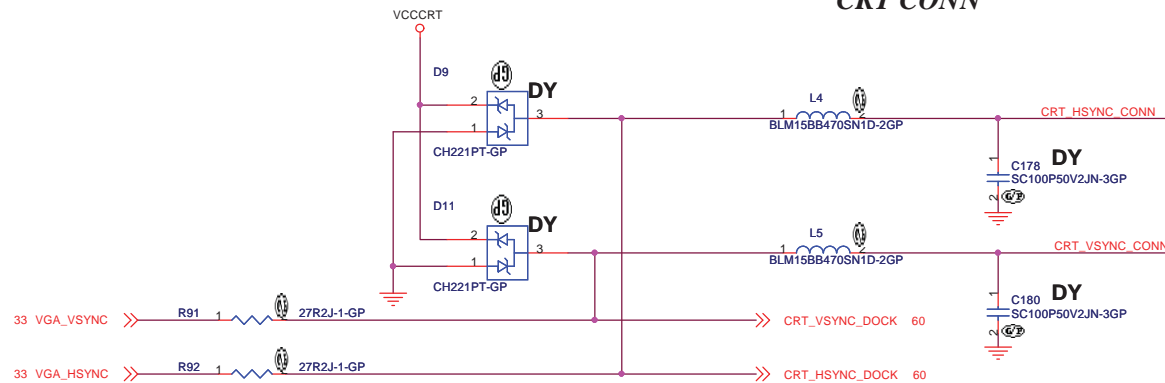
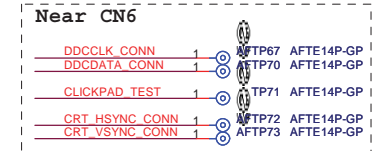
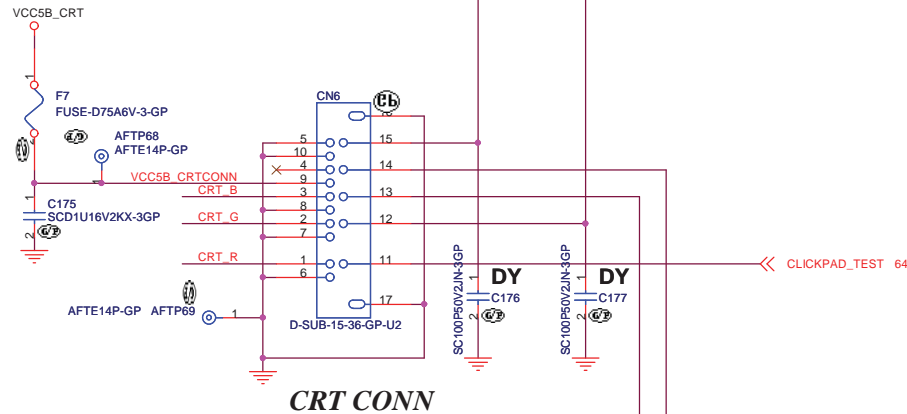
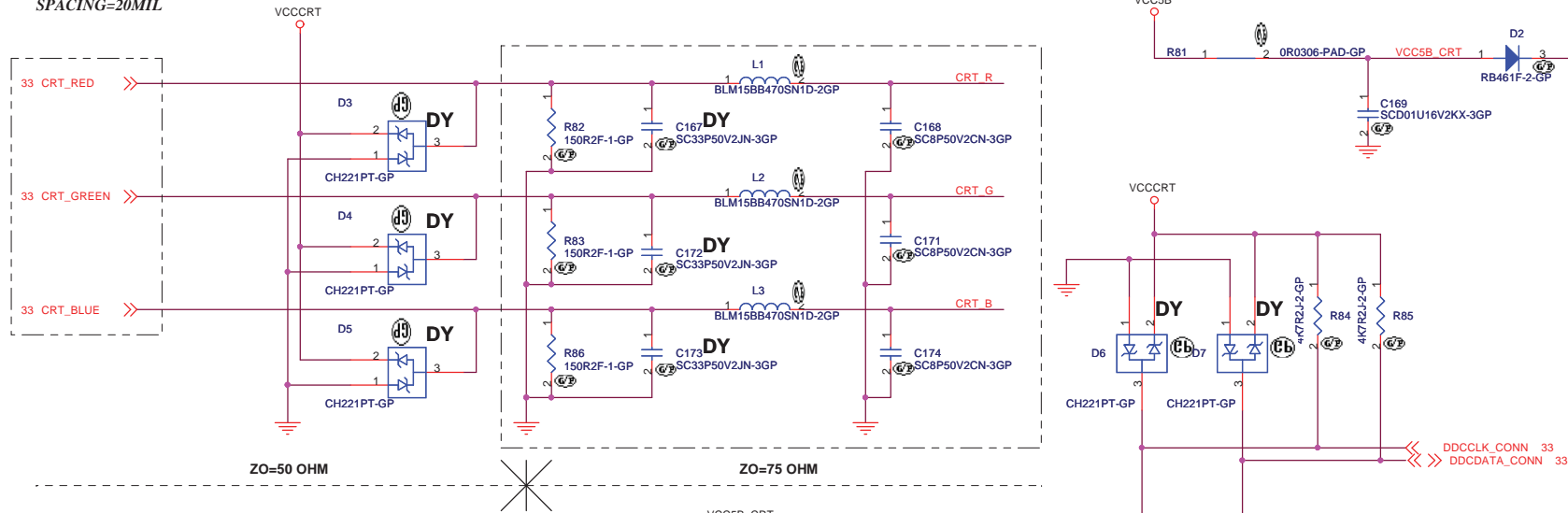
**緯創資通 Wistron Corporation**  
21F, 88, Sec.1, Hsin Tai Wu Rd., Hsichih,  
Taipei Hsien 221, Taiwan, R.O.C.

Title			
CRT SELECTOR			
Size A3	Document Number Dasher-1		Rev SD
Date: Monday, January 10, 2011	Sheet	33 of	101

# GND GUARDING

EACH SIGNAL WIDTH DEPENDS ON ZO(TRACE IMPEDANCE)

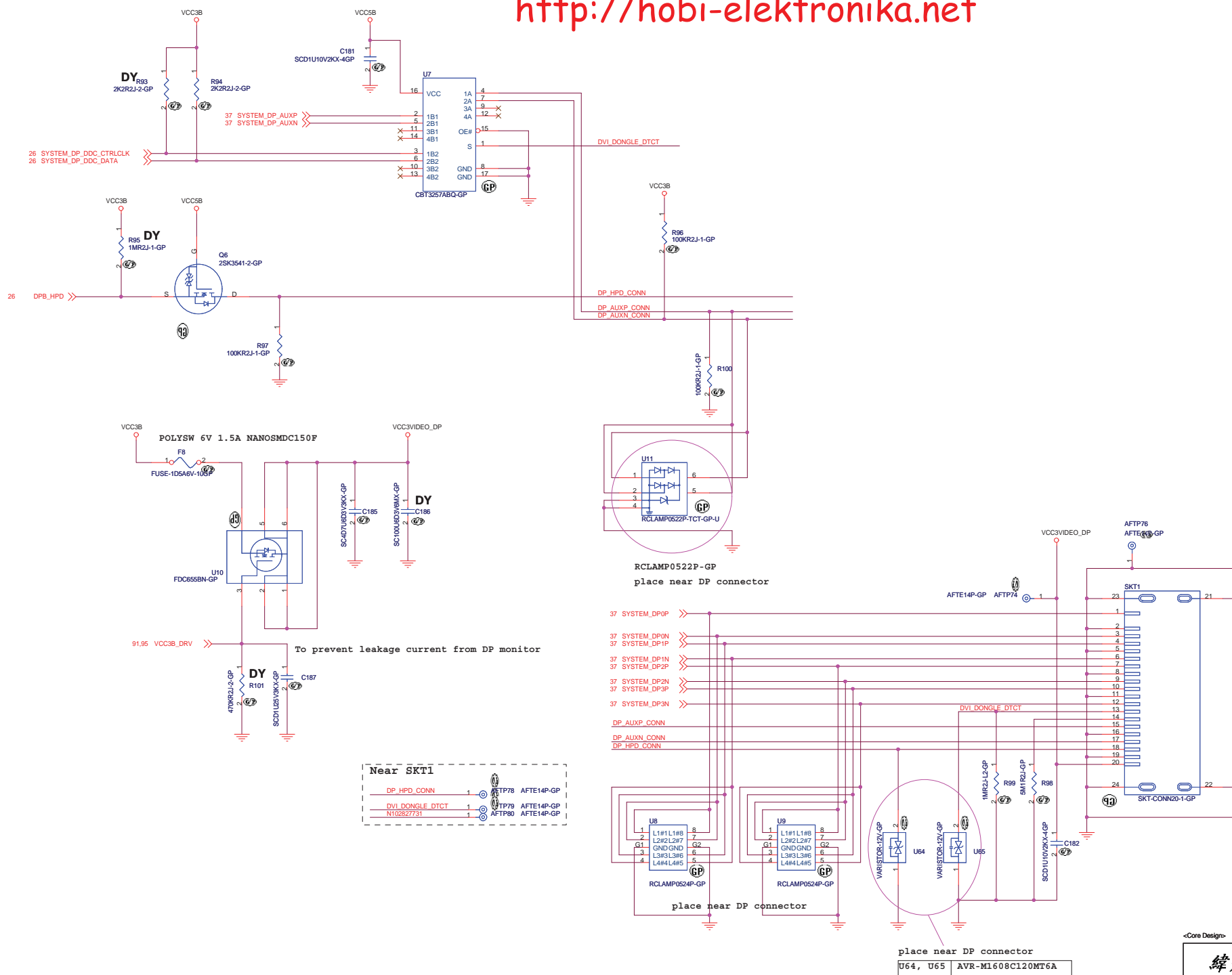
SPACING=20MIL



<Core Design>

**緯創資通 Wistron Corporation**  
21F, 88, Sec.1, Hsin Tai Wu Rd., Hsichih,  
Taipei Hsien 221, Taiwan, R.O.C.

Title			
Ext CRT Interface			
Size A3	Document Number	Dasher-1	Rev SD
Date: Monday, January 10, 2011	Sheet	34	of 101



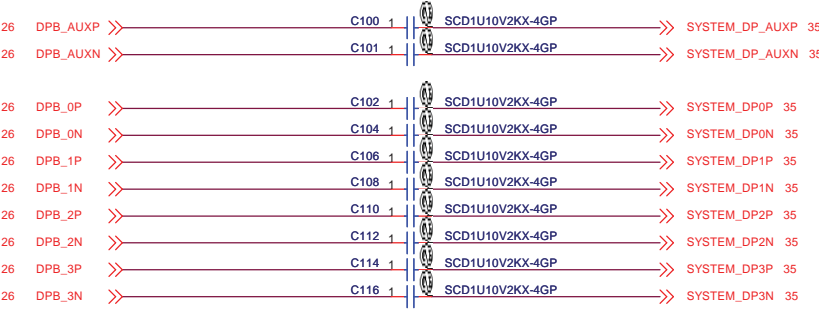
<Core Design>

緯創資通 Wistron Corporation  
21F, 88, Sec.1, Hsin Tai Wu Rd., Hsichih,  
Taipei Hsien 221, Taiwan, R.O.C.

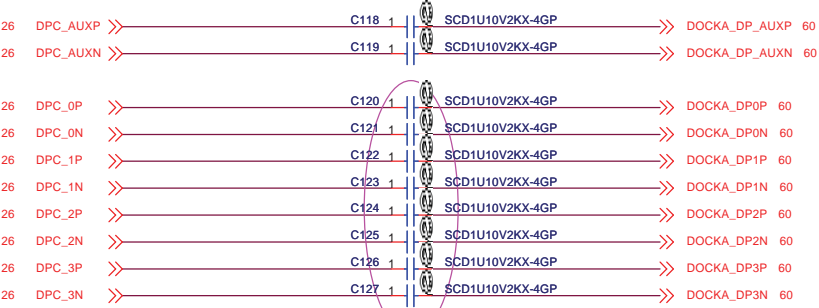
Display Port Connector			Rev
Size	Document Number		SD
Custom		Dasher-1	
Date: Monday, January 10, 2011	Sheet	35	of 101

BLANK

System DP Connector



Docking DP Connector A



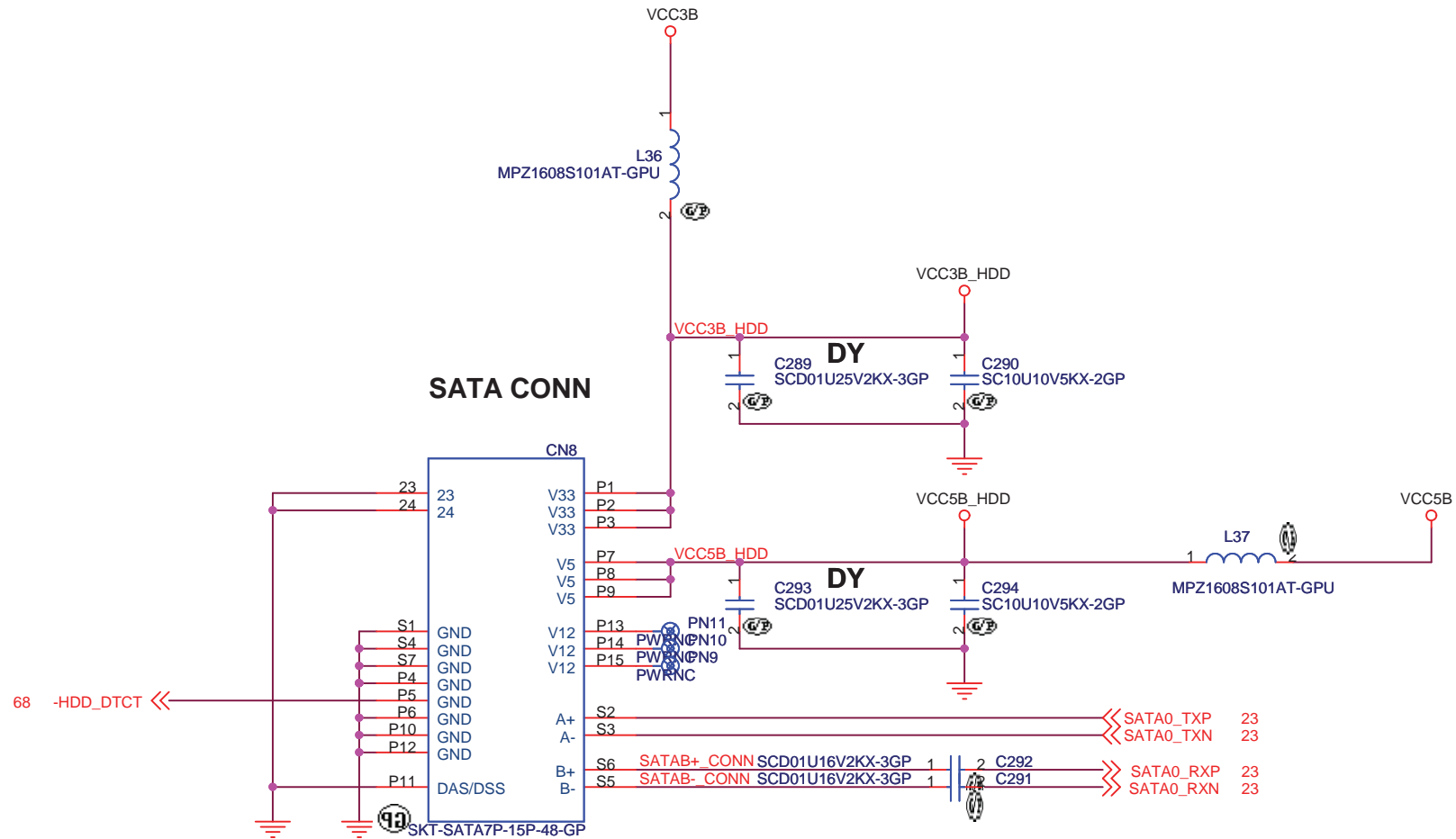
Place Near Docking Connector

Docking DP Connector B



Place Near Docking Connector

B  
L  
A  
N  
K



<Core Design>

緯創資通

**Wistron Corporation**  
21F, 88, Sec.1, Hsin Tai Wu Rd., Hsichih,  
Taipei Hsien 221, Taiwan, R.O.C.

Title

**SATA Connector**

Size  
A4

Document Number

**Dasher-1**

Rev  
**SD**

Date: Monday, January 10, 2011

Sheet 39 of 101

BLANK

<Core Design>

緯創資通

Wistron Corporation

21F, 88, Sec.1, Hsin Tai Wu Rd., Hsichih,  
Taipei Hsien 221, Taiwan, R.O.C.

Title

BLANK

Size

A3

Document Number

Dasher-1

Rev

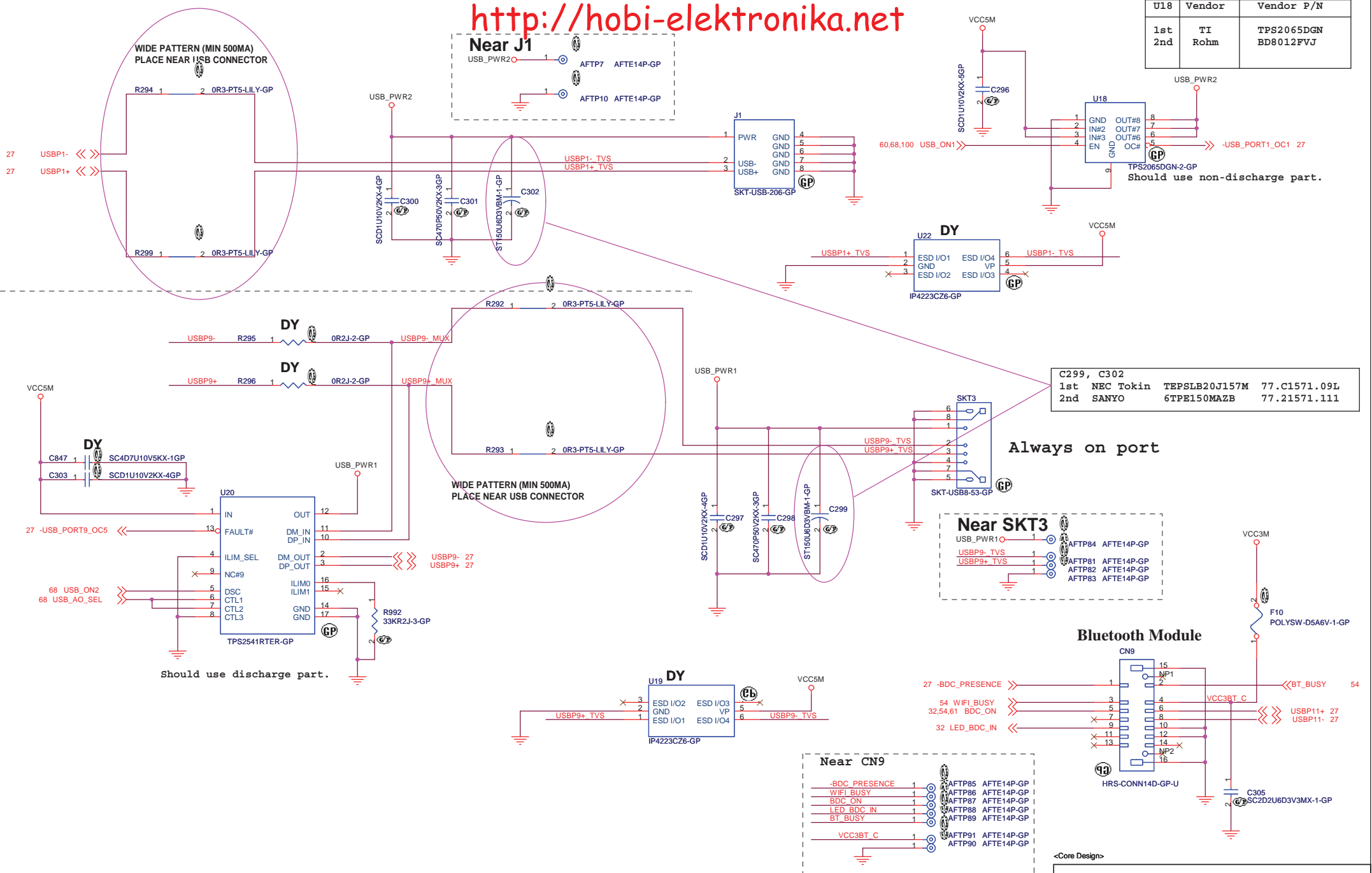
SD

Date: Monday, January 10, 2011

Sheet 40 of 101

BLANK

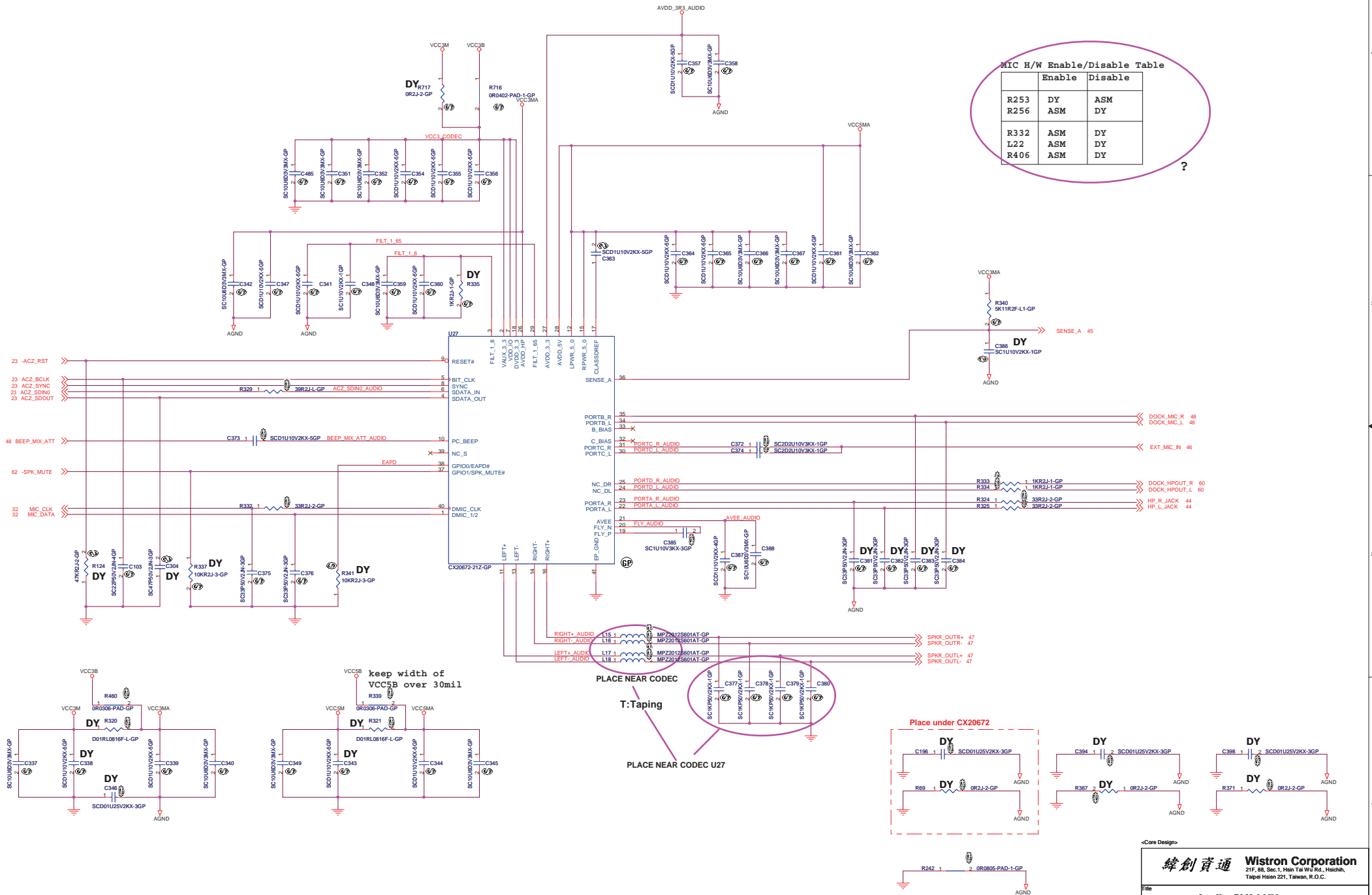
U18	Vendor	Vendor P/N
1st	TI	TPS2065DGN
2nd	Rohm	BD8012FVJ



<Core Design>

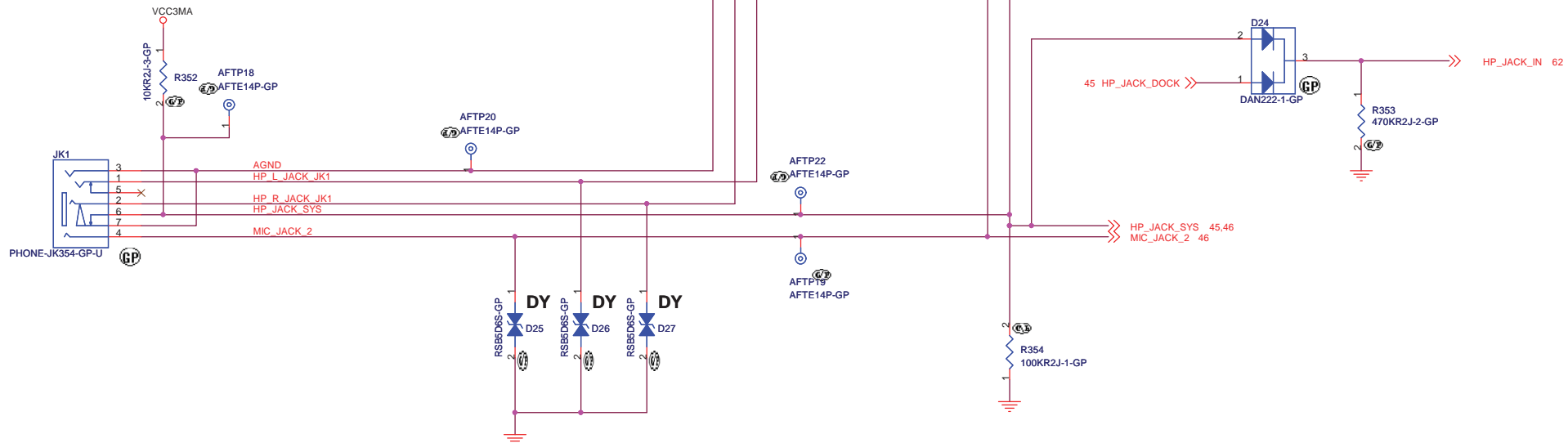
**緯創資通 Wistron Corporation**  
21F, 88, Sec.1, Hsin Tai Wu Rd., Hsichih,  
Taipei Hsien 221, Taiwan, R.O.C.

Title			
USB Connector			
Size	Document Number	Rev	
A3	Dasher-1	SD	
Date:	Monday, January 10, 2011	Sheet	42 of 101



WIDE PATTERN

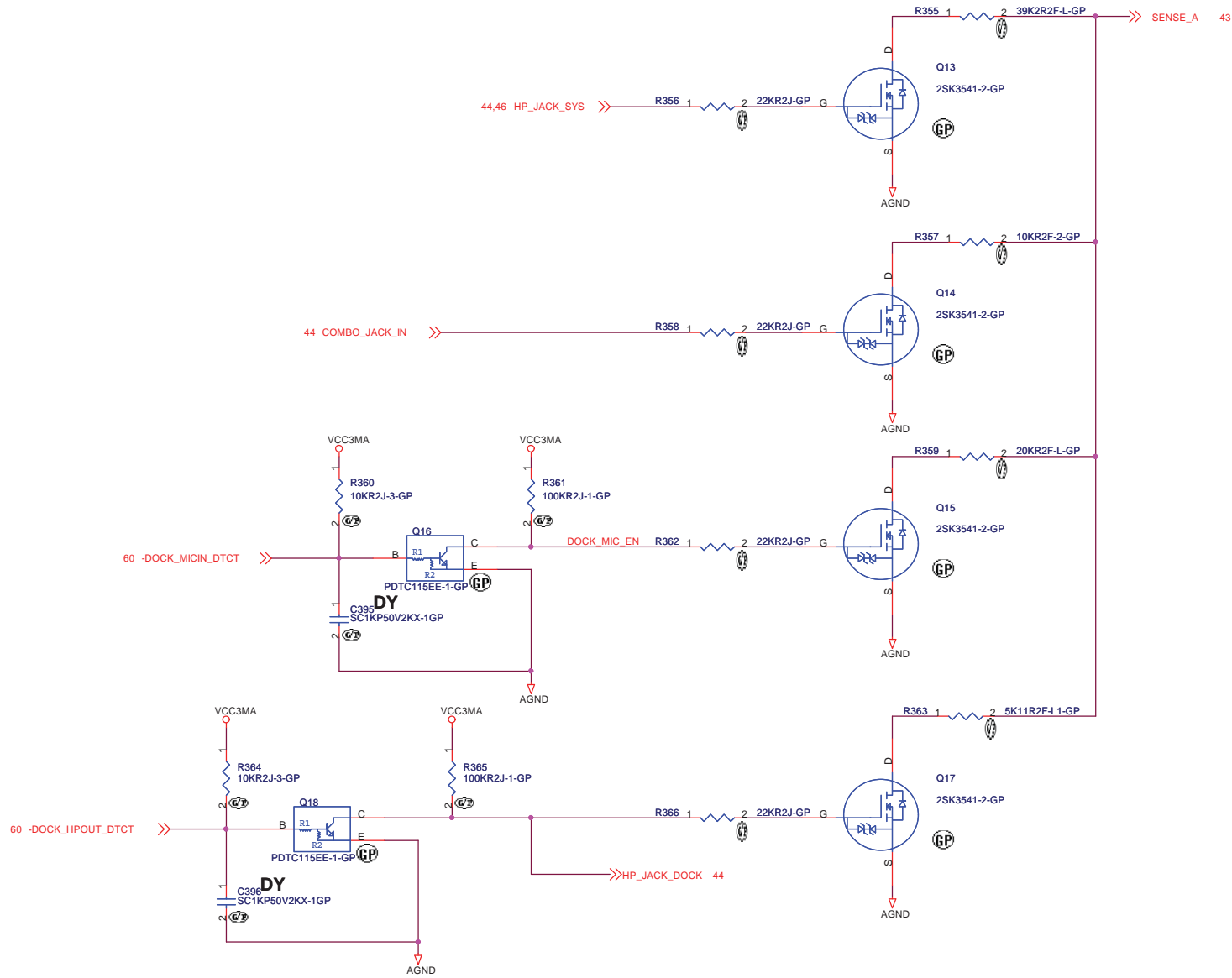
WIDE AND SHORT PATTERN



<Core Design>

緯創資通 Wistron Corporation  
21F, 88, Sec.1, Hsin Tai Wu Rd., Hsichih,  
Taipei Hsien 221, Taiwan, R.O.C.

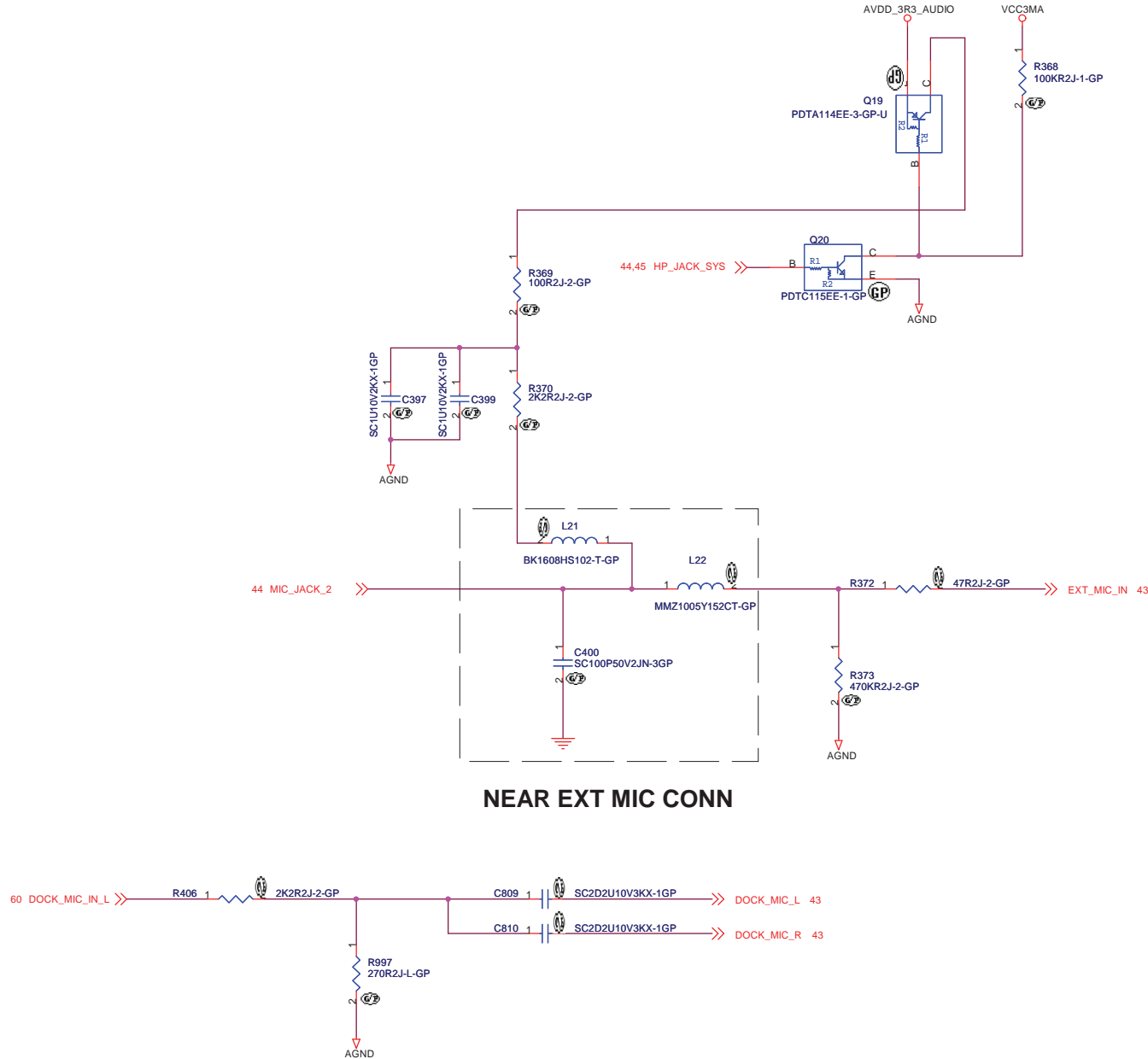
Title		
Audio Connector		
Size	Document Number	Rev
A3	Dasher-1	SD
Date:	Monday, January 10, 2011	Sheet 44 of 101



<Core Design>

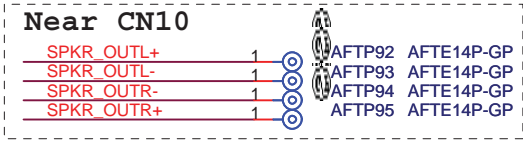
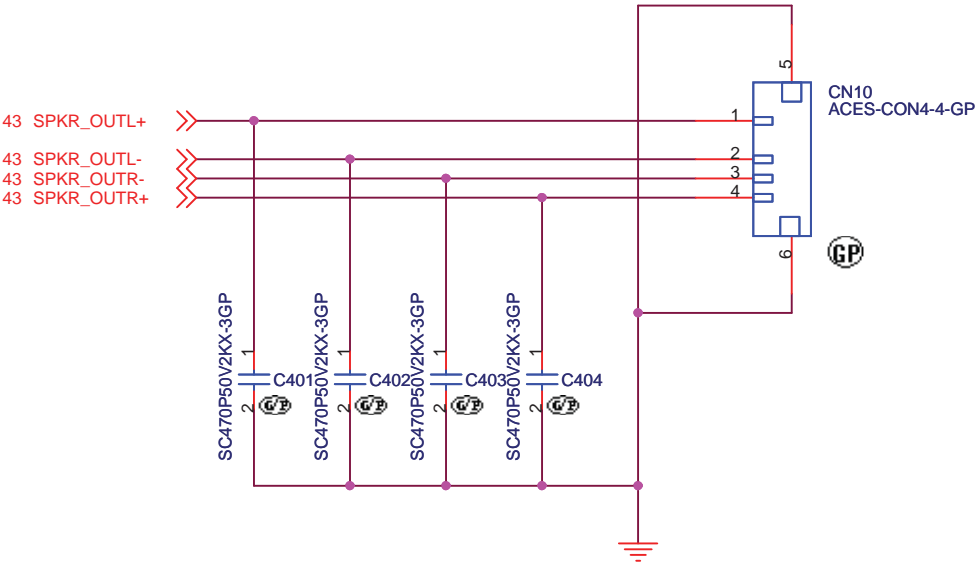
**緯創資通 Wistron Corporation**  
21F, 88, Sec.1, Hsin Tai Wu Rd., Hsichih,  
Taipei Hsien 221, Taiwan, R.O.C.

Title			<b>Audio Jack Sense</b>	
Size	Document Number	Dasher-1		Rev
A3				SD
Date:	Monday, January 10, 2011	Sheet	45	of 101



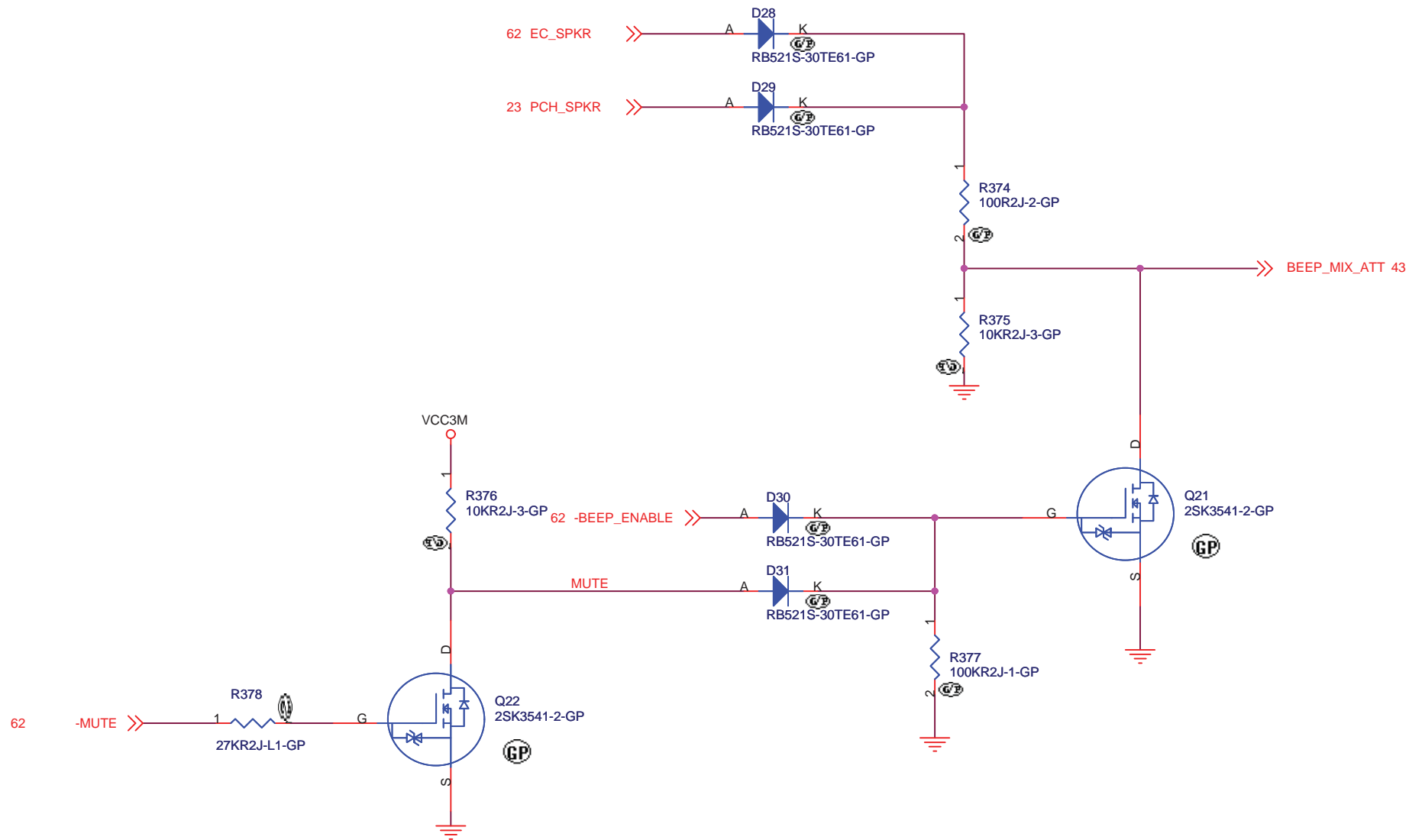
<Core Design>

<b>緯創資通 Wistron Corporation</b> 21F, 88, Sec.1, Hsin Tai Wu Rd., Hsichih, Taipei Hsien 221, Taiwan, R.O.C.	
<b>Audio Ext MIC I/F</b>	
Size A3	Document Number <b>Dasher-1</b>
Date: Monday, January 10, 2011	Sheet 46 of 101
Rev <b>SD</b>	



<Core Design>

		<b>Wistron Corporation</b> 21F, 88, Sec.1, Hsin Tai Wu Rd., Hsichih, Taipei Hsien 221, Taiwan, R.O.C.	
<b>AUDIO SPEAKER</b>			
Size A4	Document Number <b>Dasher-1</b>		Rev <b>SD</b>
Date: Monday, January 10, 2011		Sheet 47 of 101	



<Core Design>

緯創資通

**Wistron Corporation**

21F, 88, Sec.1, Hsin Tai Wu Rd., Hsichih,  
Taipei Hsien 221, Taiwan, R.O.C.

Title

**Audio BEEP**

Size  
A4

Document Number

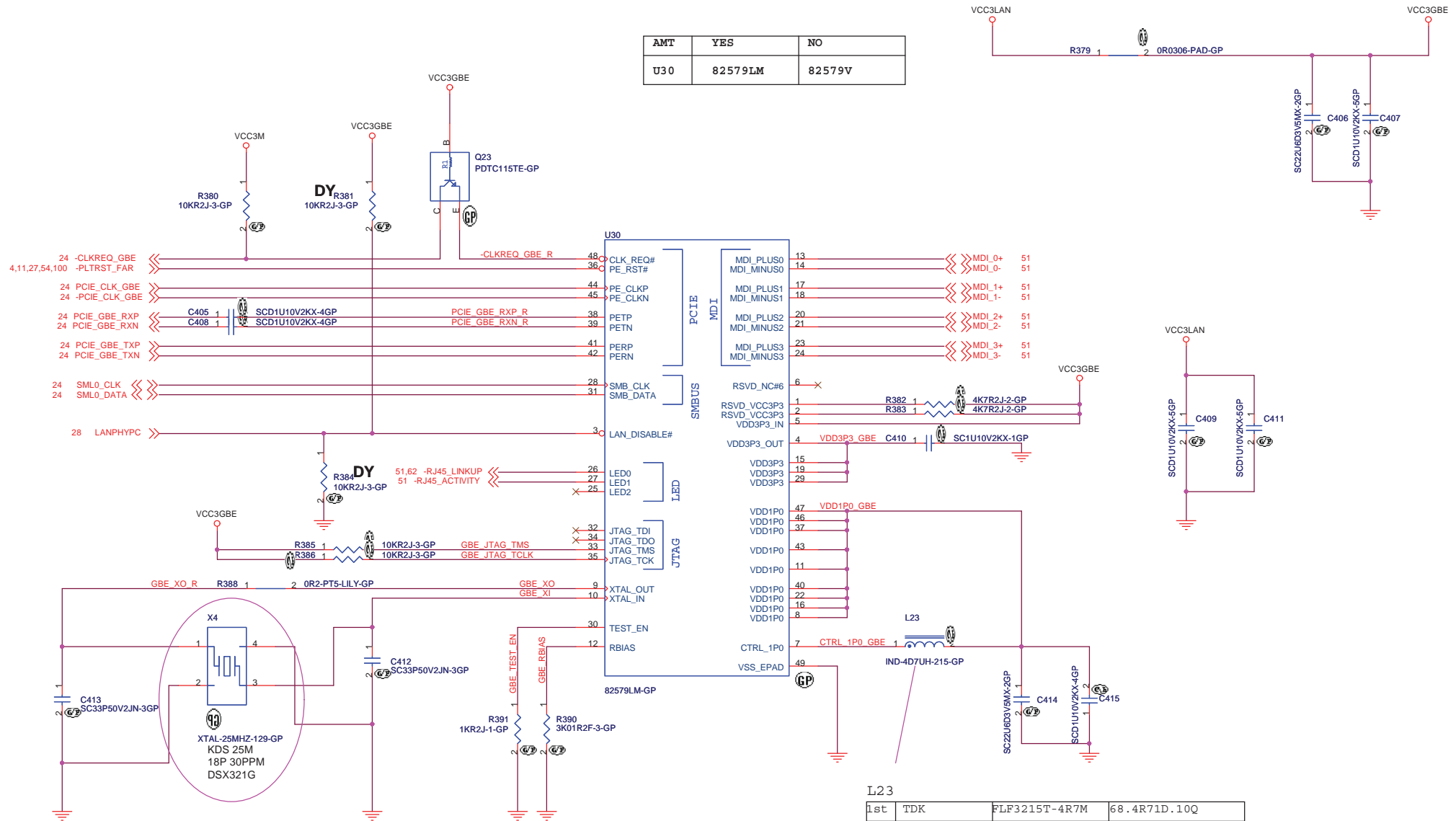
**Dasher-1**

Rev  
**SD**

Date: Monday, January 10, 2011

Sheet 48 of 101

BLANK



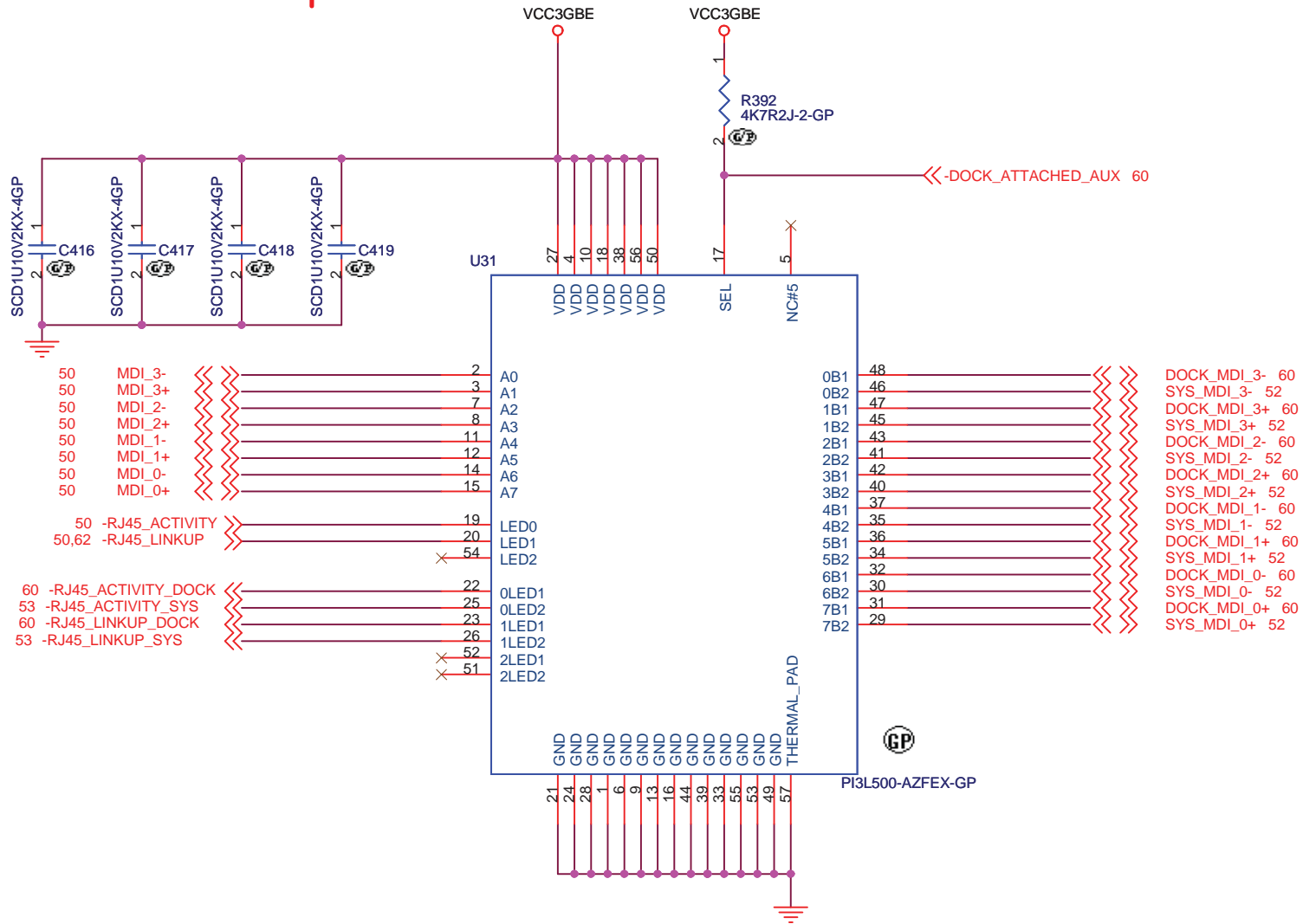
AMT	YES	NO
U30	82579LM	82579V

1st	TDK	FLF3215T-4R7M	68.4R71D.10Q
2nd	Murata	LQH32PN4R7NN0	68.4R750.20H
3rd	Taiyo Yuden	BRL3225T4R7M	68.4R71E.10I

1st	KDS	DSX321G 25M 18P 30PPM	82.30020.B11
2nd	H.ELE	HSX321S 25M 18P 30PPM	82.30020.B21
3rd	TXC	7V25020001 25M 18P 30PPM	41U6141AA

<Core Design>

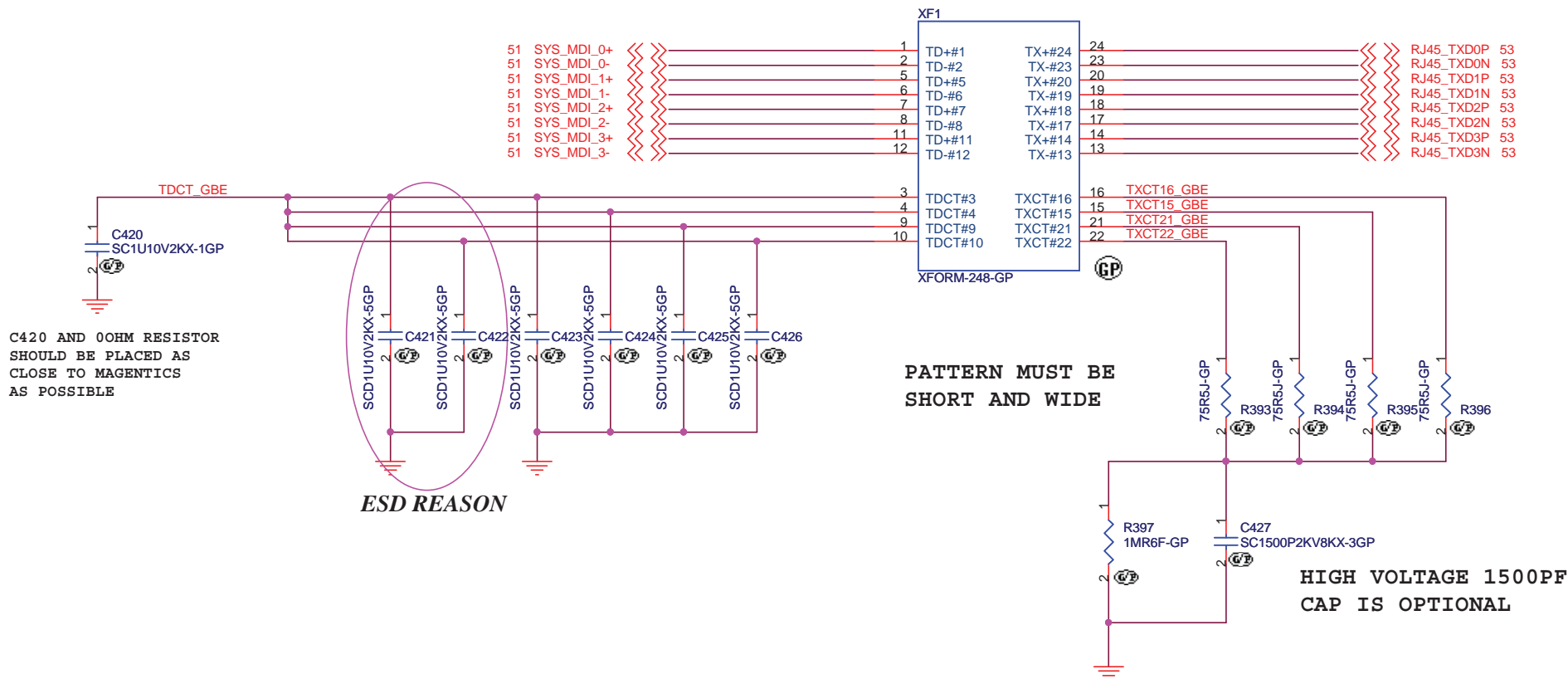
緯創資通 Wistron Corporation			
21F, 88, Sec.1, Hsin Tai Wu Rd., Hsichih, Taipei Hsien 221, Taiwan, R.O.C.			
Title GBE Lewisville			
Size A3	Document Number		Rev SD
Date: Monday, January 10, 2011		Sheet 50 of 101	



		Vendor P/N	Wistron P/N
1st	Pericom	PI3L500AZFEX	73.3L500.003
2nd	TI	TS3L500AERHUR	73.3L500.A0V
3rd	OnSemi	NS3L500	73.03500.003

<Core Design>

<b>緯創資通</b>			<b>Wistron Corporation</b>		
21F, 88, Sec.1, Hsin Tai Wu Rd., Hsichih, Taipei Hsien 221, Taiwan, R.O.C.					
Title					
<b>GBE LAN Switch</b>					
Size A4	Document Number				Rev SD
Date: Monday, January 10, 2011				Sheet 51 of 101	



<Core Design>

緯創資通

**Wistron Corporation**  
21F, 88, Sec.1, Hsin Tai Wu Rd., Hsichih,  
Taipei Hsien 221, Taiwan, R.O.C.

Title

**GBE MAGNETICS**

Size

Document Number

Custom

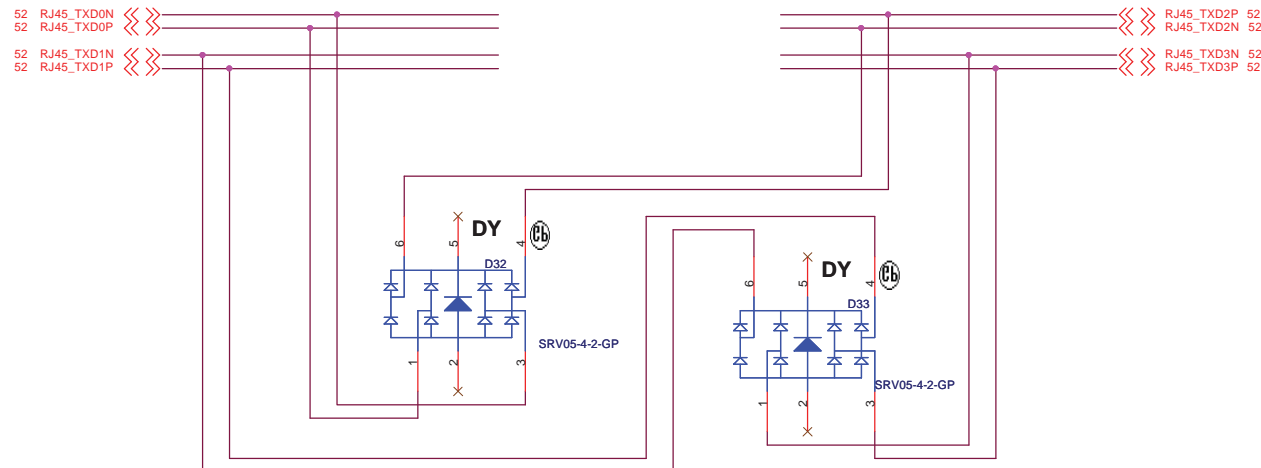
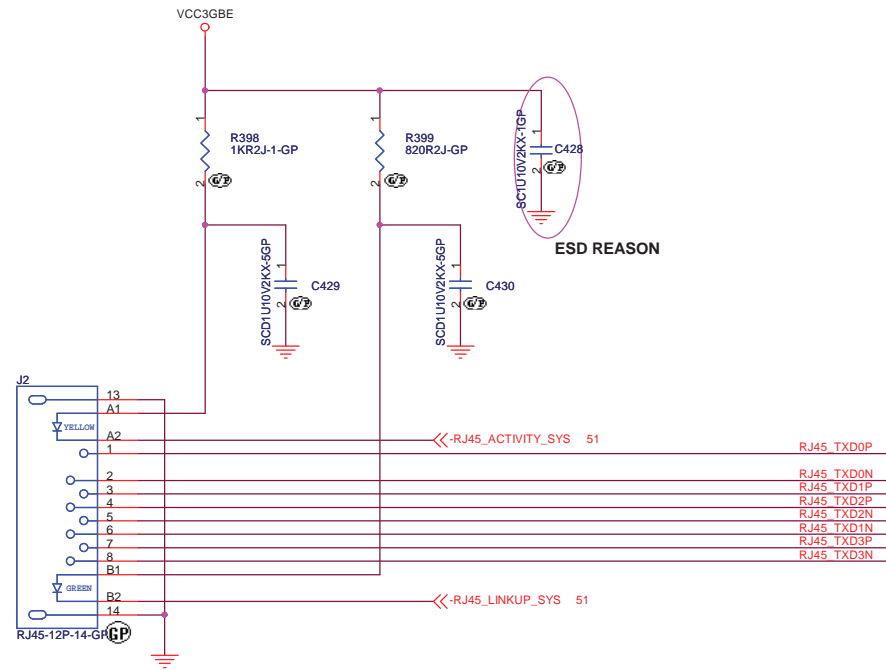
**Dasher-1**

Rev

**SD**

Date: Monday, January 10, 2011

Sheet 52 of 101

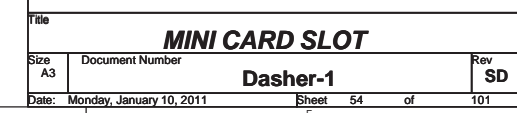


<Core Design>

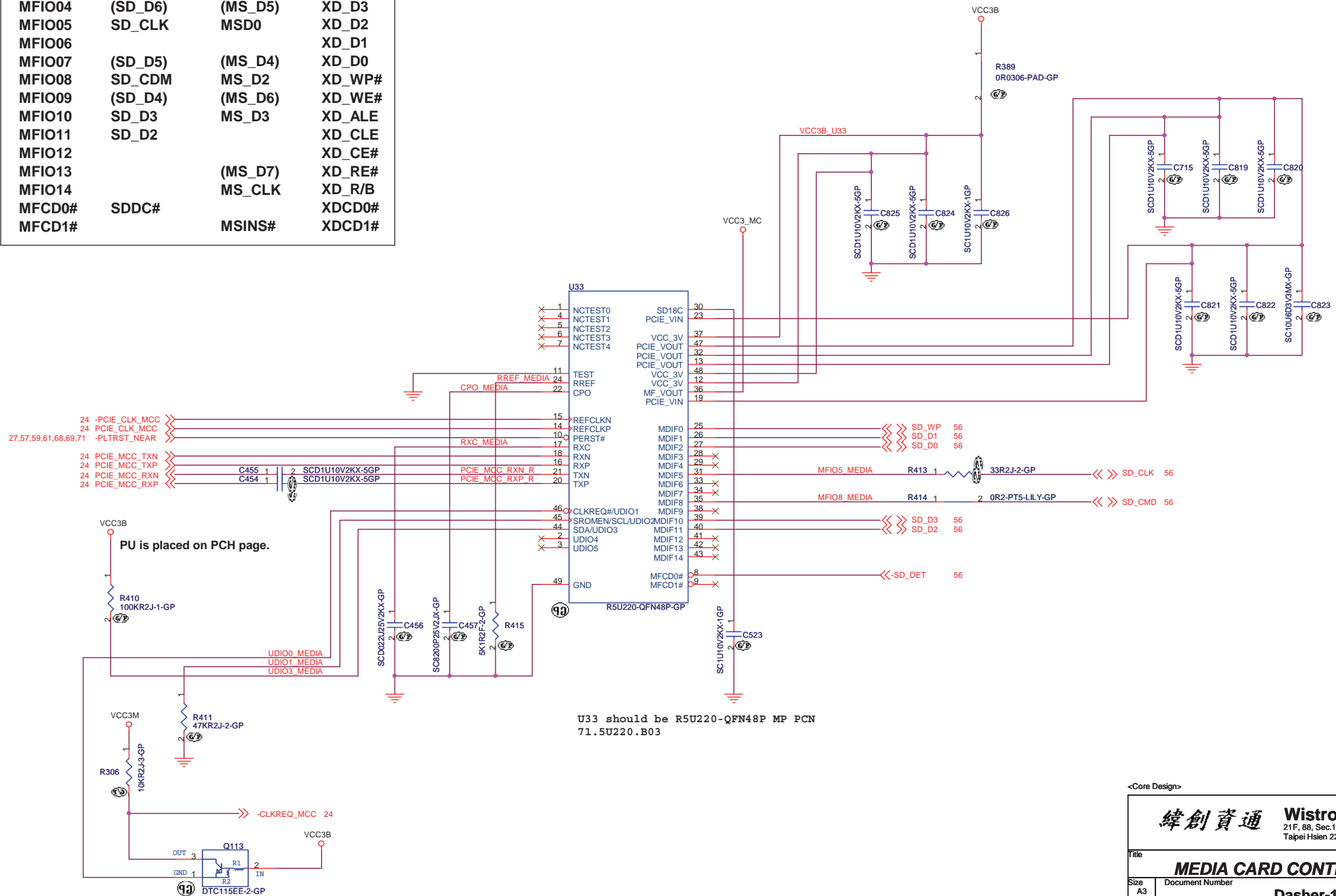
緯創資通

**Wistron Corporation**  
21F, 88, Sec.1, Hsin Tai Wu Rd., Hsichih,  
Taipei Hsien 221, Taiwan, R.O.C.

Title		
<b>RJ45 CONNECTOR</b>		
Size A3	Document Number <b>Dasher-1</b>	Rev <b>SD</b>
Date: Monday, January 10, 2011	Sheet 53 of	101



MEDIA I/F	SD/MMC	MEMORYSTICK	XD
MFIO00	SDWP#	MSBS	XD_D7
MFIO01	SD_D1		XD_D6
MFIO02	SD_D0	MS_D1	XD_D5
MFIO03	(SD_D7)		XD_D4
MFIO04	(SD_D6)	(MS_D5)	XD_D3
MFIO05	SD_CLK	MSD0	XD_D2
MFIO06			XD_D1
MFIO07	(SD_D5)	(MS_D4)	XD_D0
MFIO08	SD_CDM	MS_D2	XD_WP#
MFIO09	(SD_D4)	(MS_D6)	XD_WE#
MFIO10	SD_D3	MS_D3	XD_ALE
MFIO11	SD_D2		XD_CLE
MFIO12			XD_CE#
MFIO13		(MS_D7)	XD_RE#
MFIO14		MS_CLK	XD_R/B
MFCD0#	SDDC#		XDCD0#
MFCD1#		MSINS#	XDCD1#

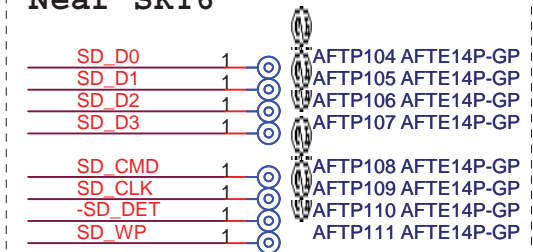
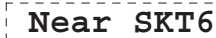


<Core Design>

緯創資通

**Wistron Corporation**  
21F, 88, Sec.1, Hsin Tai Wu Rd., Hsichih,  
Taipei Hsien 221, Taiwan, R.O.C.

Title <b>MEDIA CARD CONTROLLER</b>			
Size A3	Document Number <b>Dasher-1</b>	Rev <b>SD</b>	
Date: Monday, January 10, 2011	Sheet 55	of 101	



緯創資通

## Wistron Corporation

21F, 88, Sec.1, Hsin Tai Wu Rd., Hsichih,  
Taipei Hsien 221, Taiwan, R.O.C.

### **Media Card Slot**

Document Number

## Dasher-1

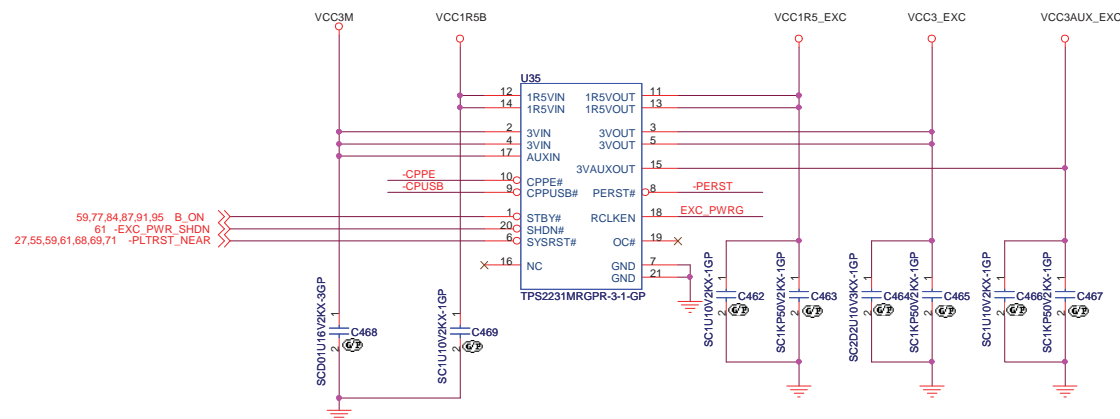
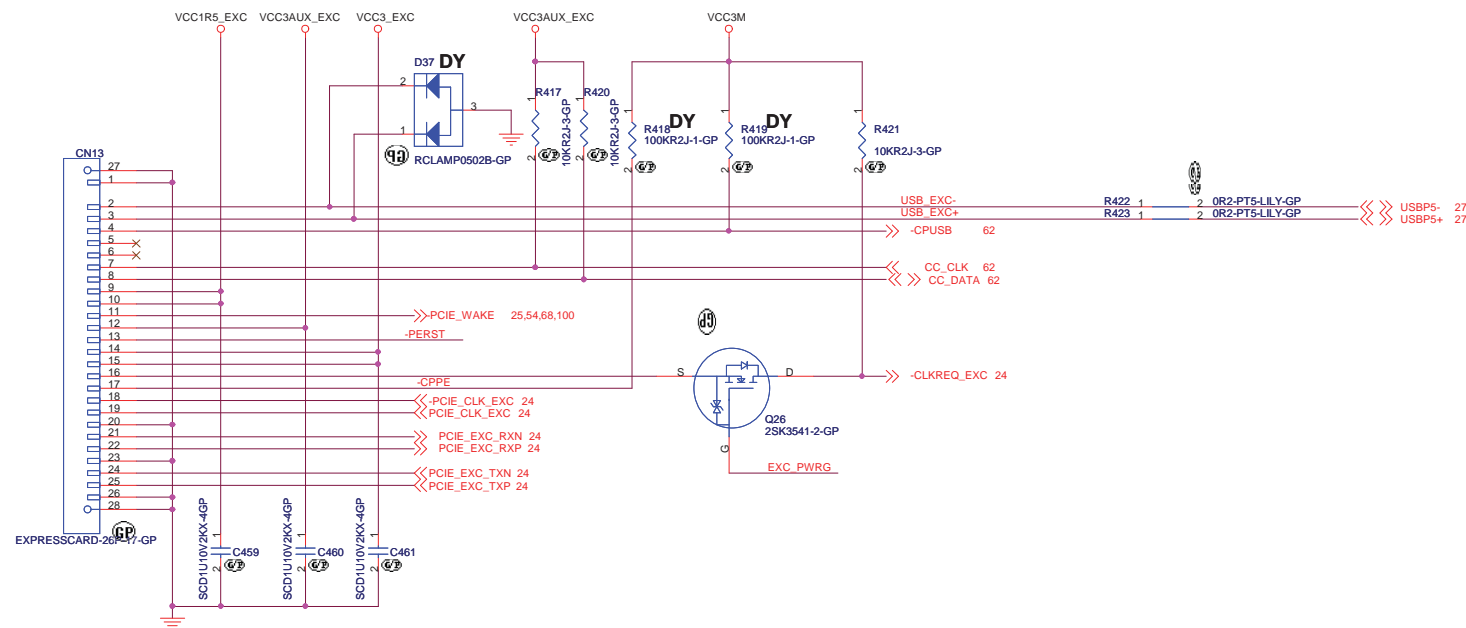
Rev	
<b>SD</b>	

Date: Monday, January 10, 2011

Sheet	56
-------	----

of

101



U35	TI	TPS2231MRGP-3	45K0234BA
	Rohm	BD4156MUV-E2	74.04156.07T
	Rohm	BD4157MUV-E2	74.04157.073

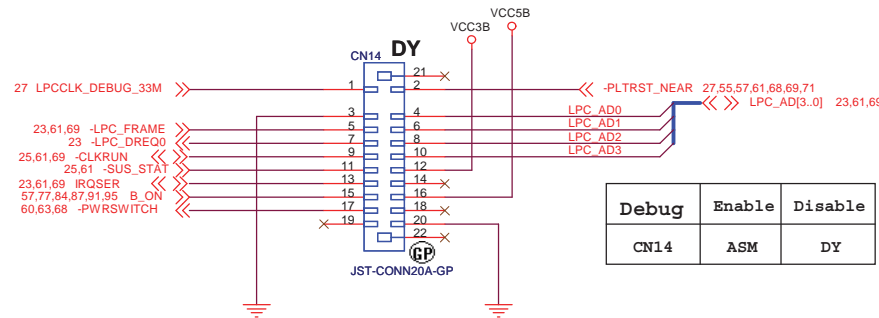
<Core Design>

BLANK

<Core Design>

		<b>Wistron Corporation</b> 21F, 88, Sec.1, Hsin Tai Wu Rd., Hsichih, Taipei Hsien 221, Taiwan, R.O.C.	
Title <b>BLANK</b>			
Size A	Document Number <b>Dasher-1</b>		Rev <b>SD</b>
Date: Monday, January 10, 2011		Sheet 58 of	101

## Debug card connector



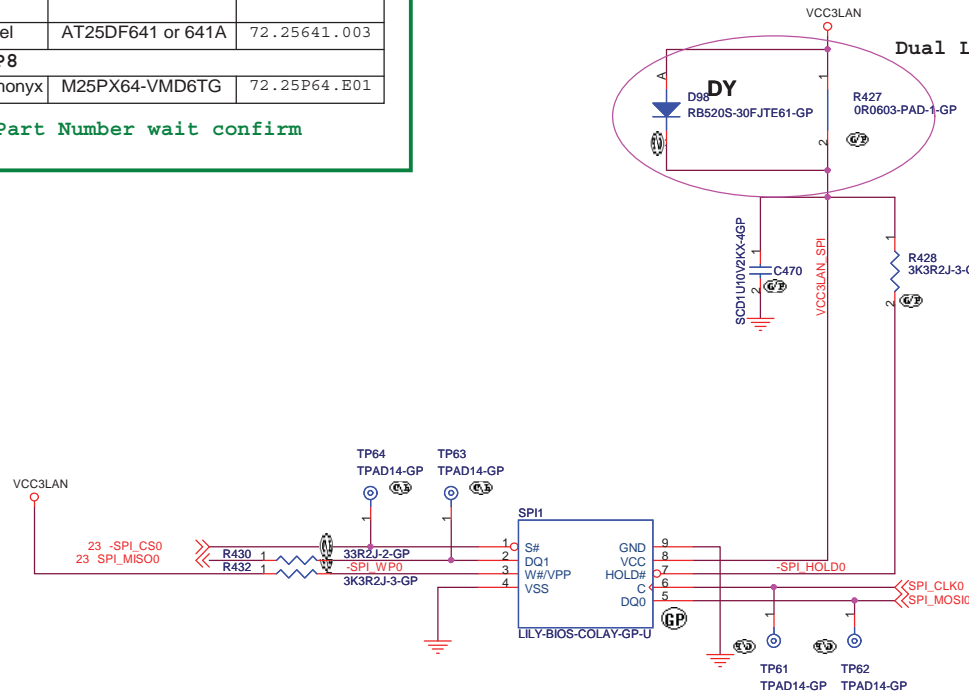
Put "easy-to -access" place

### 64Mbit SPI FLASH (for vPRO model)

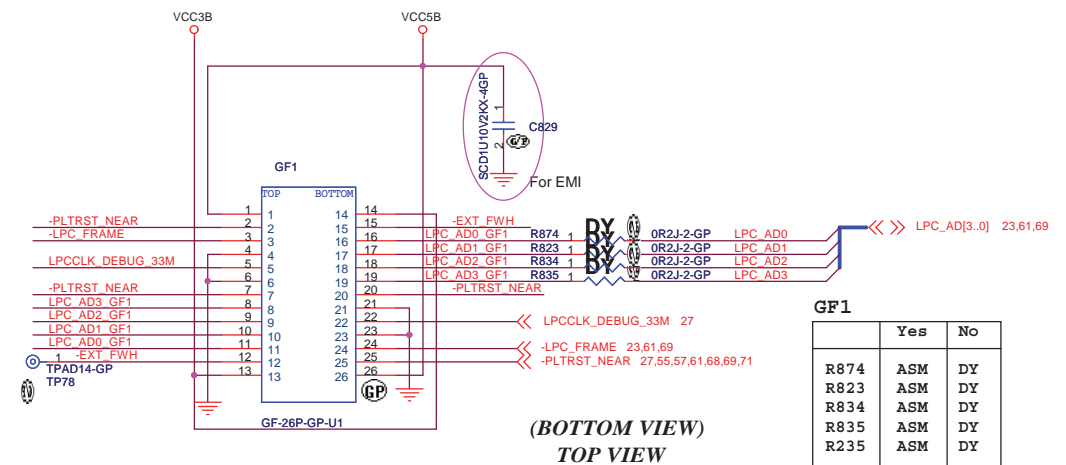
SO8		
Marconix	MX25L6436EM2I-10G	72.25643.001
Marconix	MX25L6406EM2I-10G	
Winbond	W25Q64CVSSIG	72.25Q64.B01
Atmel	AT25DF641 or 641A	72.25641.003
MLP8		
Numonyx	M25PX64-VMD6TG	72.25P64.E01

Part Number wait confirm

## Dual Layout

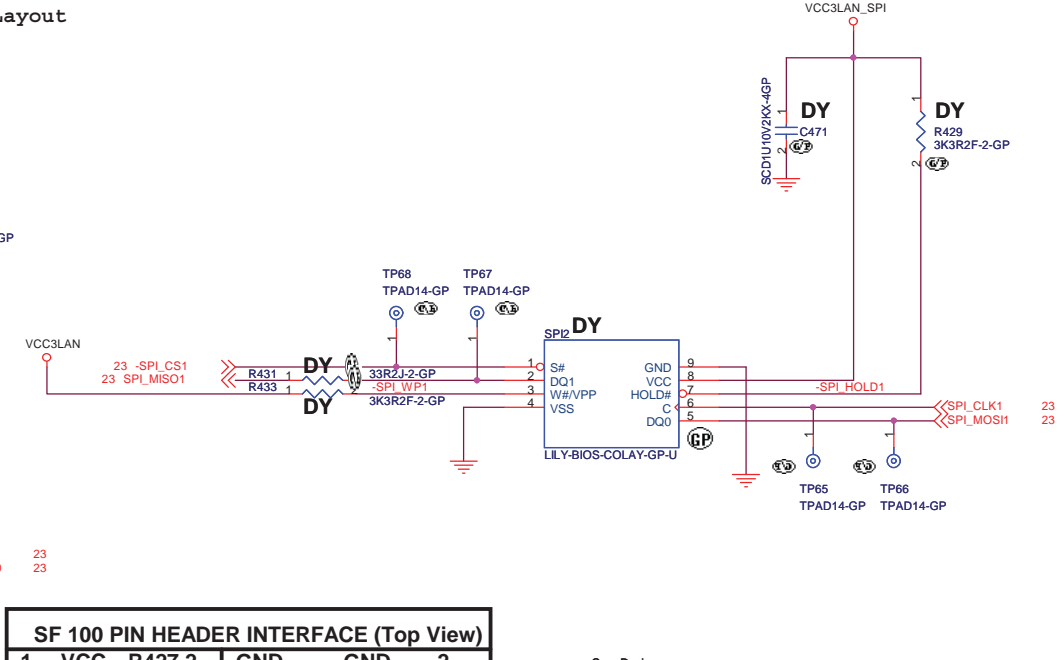


SO8 and WSON8 are both supported!



(BOTTOM VIEW)  
TOP VIEW

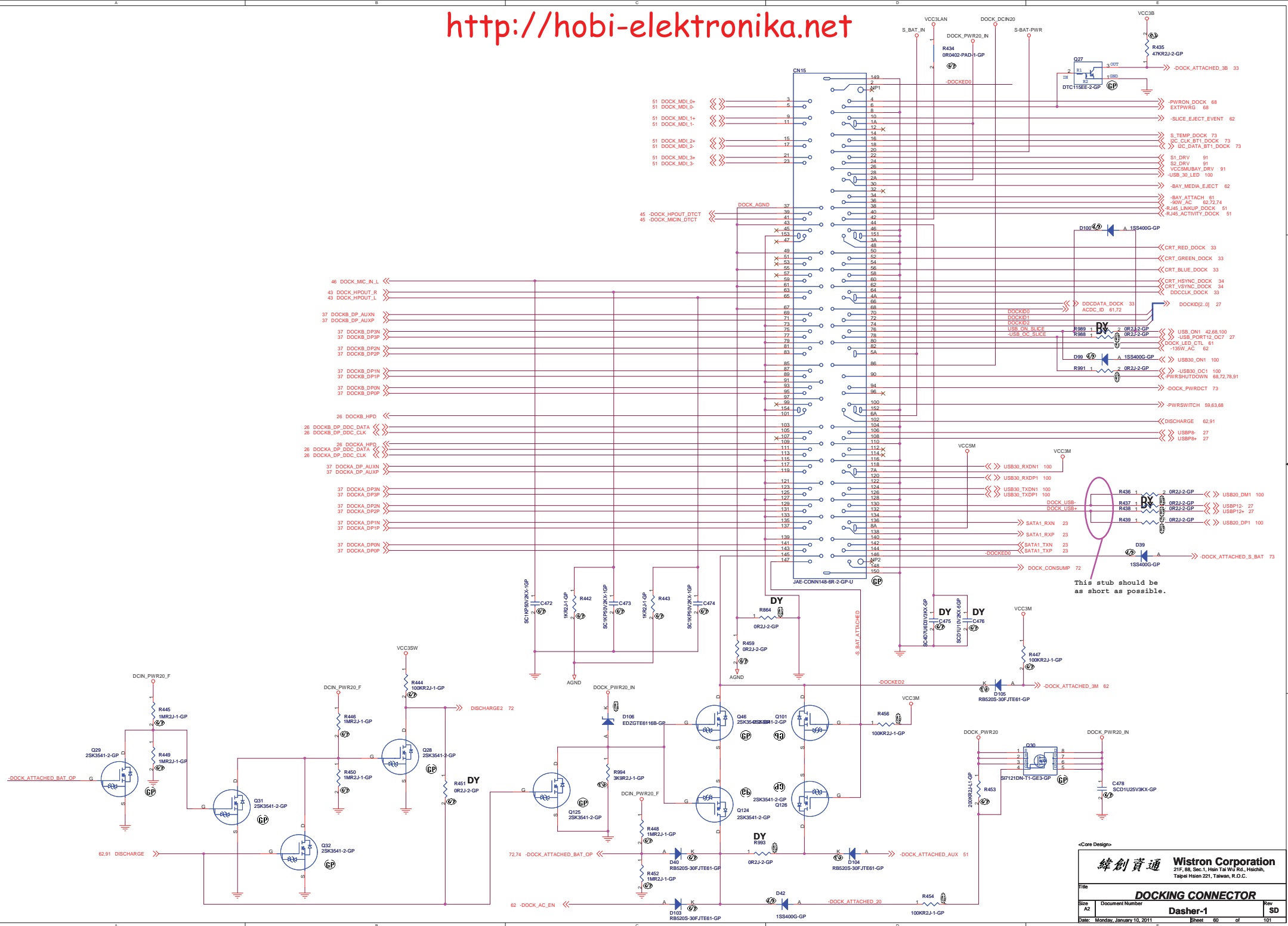
(26) (25)....(15) (14)  
13 12 .... 2 1

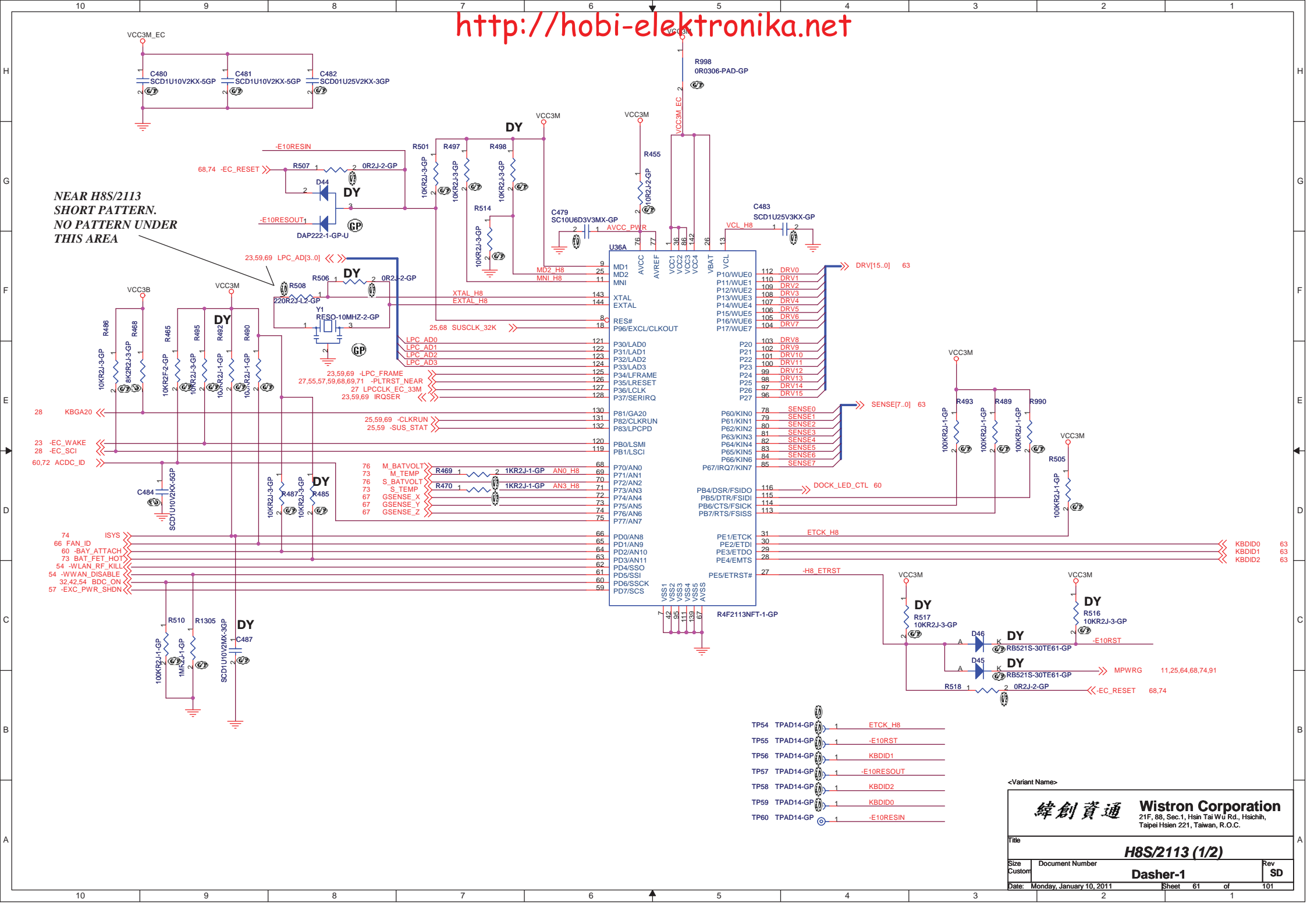


### SF 100 PIN HEADER INTERFACE (Top View)

1	VCC	R427.2	GND	GND	2
3	CS#	R148.1	R145.1	CLK	4
5	MISO	R430.2	R151.1	MOSI	6
7	(KEY)	N/A	N/A	(RESET)	8

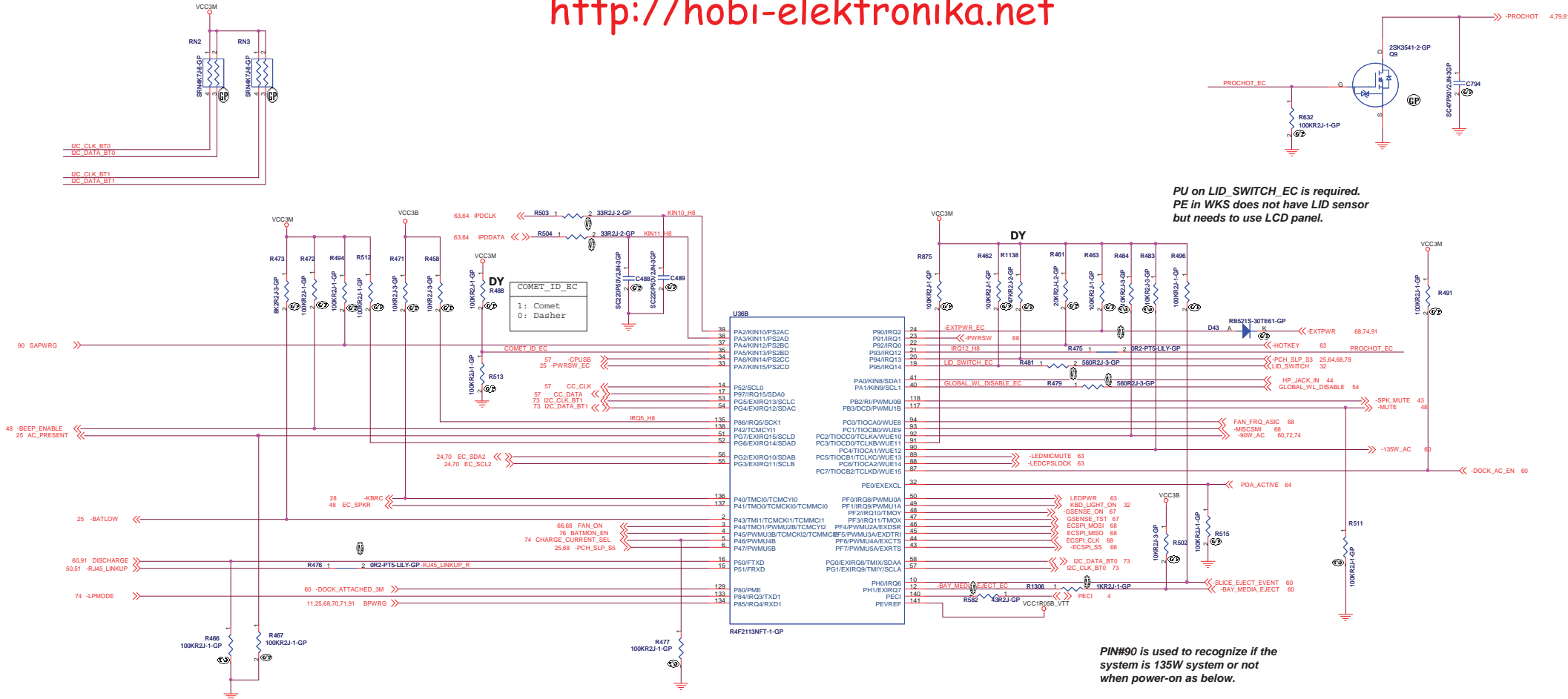
<Core Design>





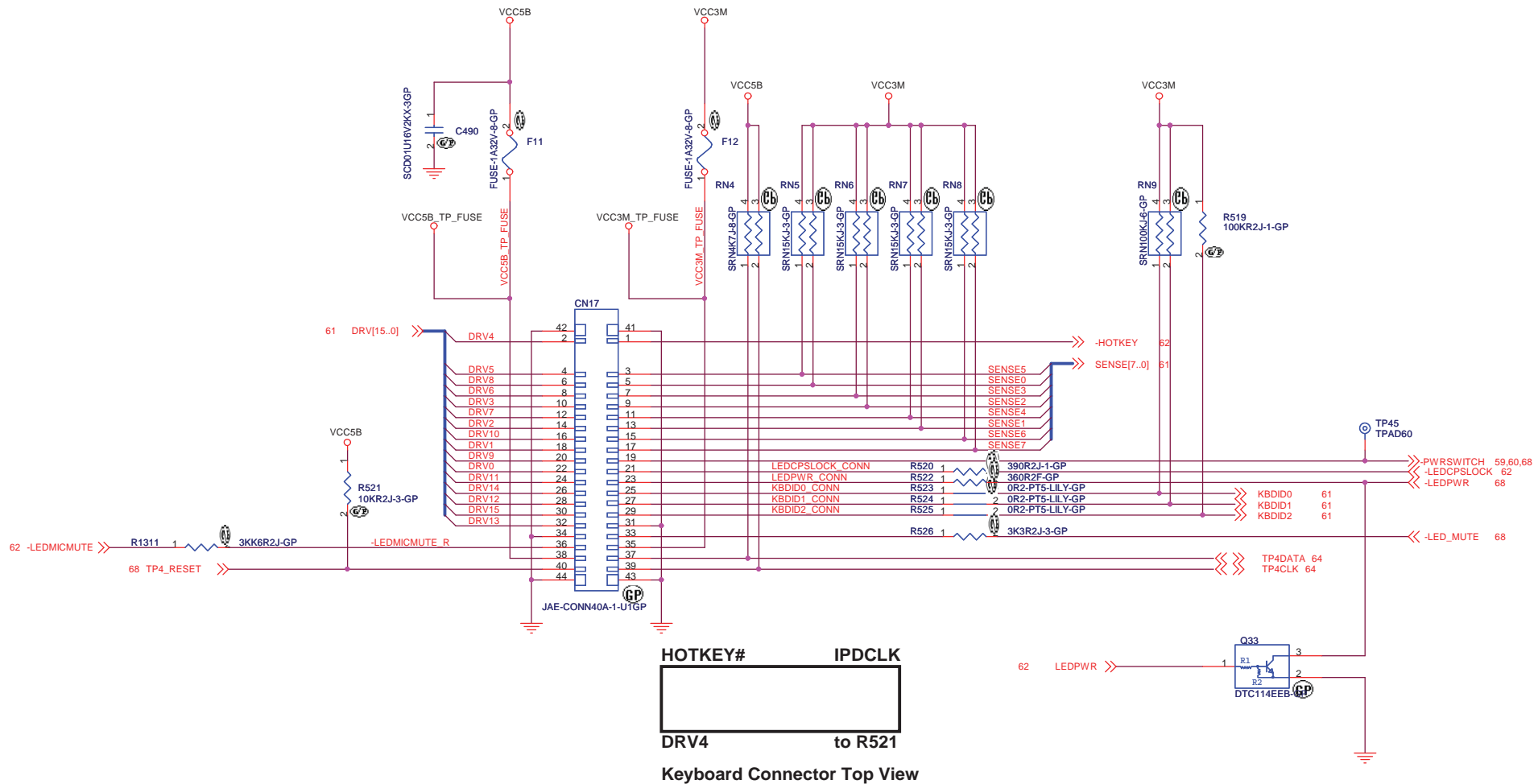
Title			
<b>H8S/2113 (1/2)</b>			
Size Custom	Document Number		Rev
	<b>Dasher-1</b>		<b>SD</b>
Date:	Monday, January 10, 2011	Sheet 61 of	101

◀Variant Name:

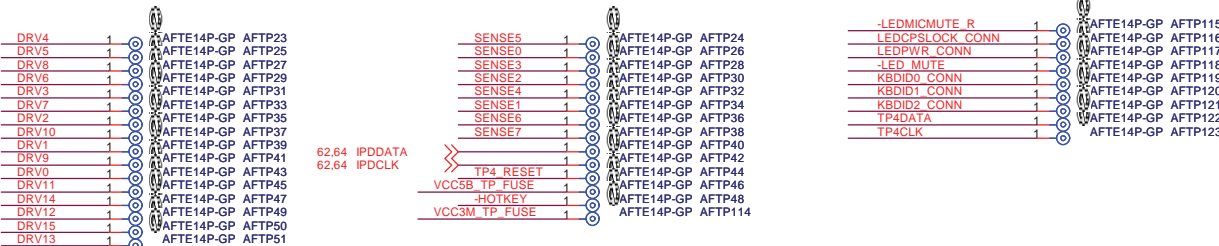


E10A DEBUG I/F	ENABLE	DISABLE
R506 R515	NO_ASM NO_ASM	ASM ASM
D47 D48	ASM ASM	NO_ASM NO_ASM
R493 R499 R514	ASM ASM ASM	ASM NO_ASM NO_ASM
R97 R511	ASM NO_ASM	NO_ASM ASM
R560 R509	ASM NO_ASM	NO_ASM ASM
R967 R968 R969	NO_ASM NO_ASM NO_ASM	ASM ASM ASM

# Keyboard Connector



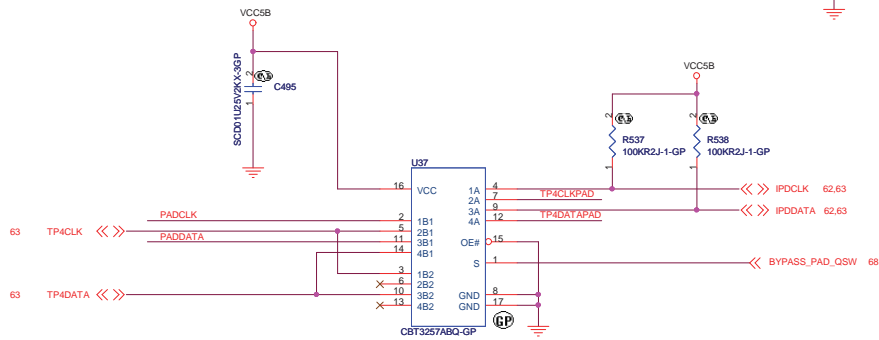
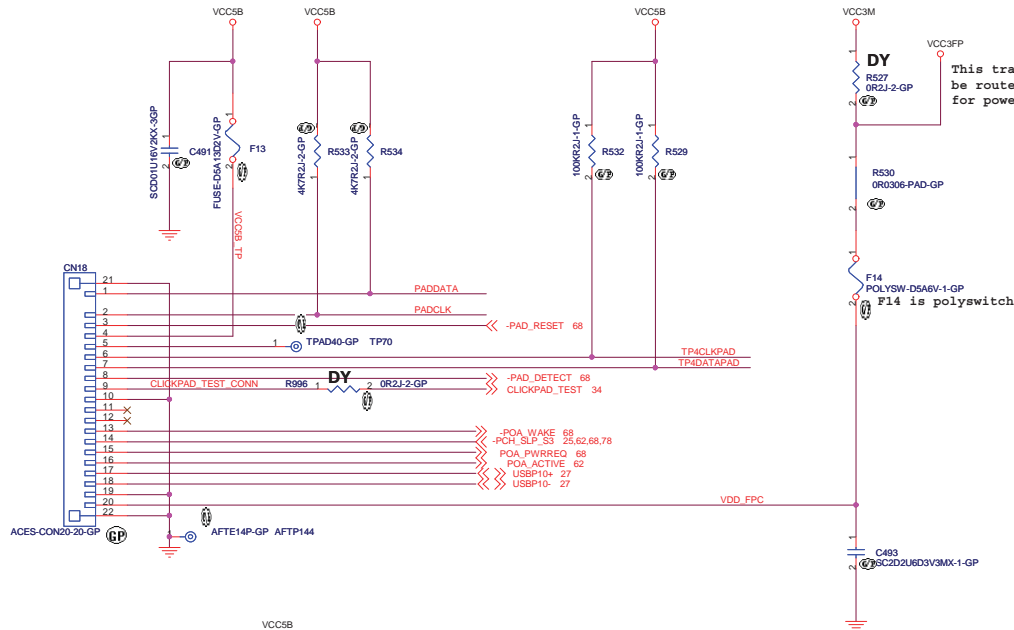
## Near CN17



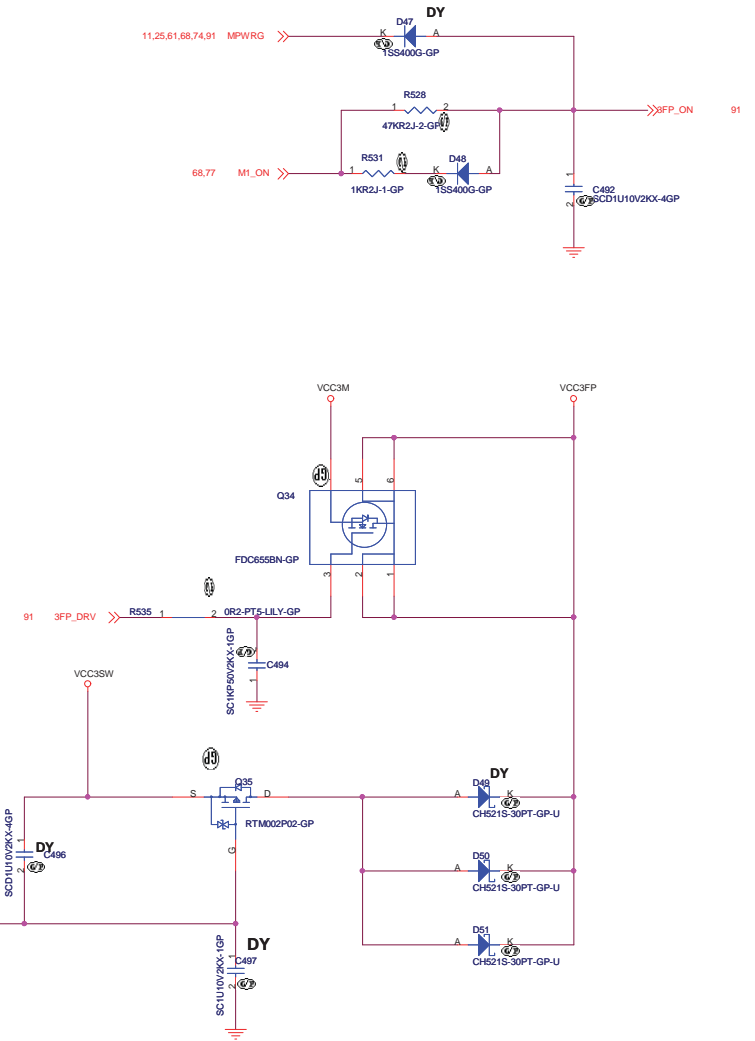
<Core Design>

**緯創資通 Wistron Corporation**  
21F, 88, Sec.1, Hsin Tai Wu Rd., Hsichih,  
Taipei Hsien 221, Taiwan, R.O.C.

Title			
KEYBOARD CONNECTOR			
Size	Document Number	Rev	
A3		SD	
Date: Monday, January 10, 2011		Sheet	63 of 101



Near CN18		
PADDATA	1	AFTE14P-GP AFTP124
PADCLK	1	AFTE14P-GP AFTP125
-PAD_RESET	1	AFTE14P-GP AFTP126
VCC5B_TP	1	AFTE14P-GP AFTP127
TP4CLKPAD	1	AFTE14P-GP AFTP128
TP4DATAPAD	1	AFTE14P-GP AFTP129
-PAD_DETECT	1	AFTE14P-GP AFTP130
CLICKPAD_TEST_CONN	1	AFTE14P-GP AFTP131
-POA_WAKE	1	AFTE14P-GP AFTP132
-PCH_SLP_S3	1	AFTE14P-GP AFTP133
POA_PWRREQ	1	AFTE14P-GP AFTP134
POA_ACTIVE	1	AFTE14P-GP AFTP135
VDD_FPC	1	AFTE14P-GP AFTP136



<Core Design>

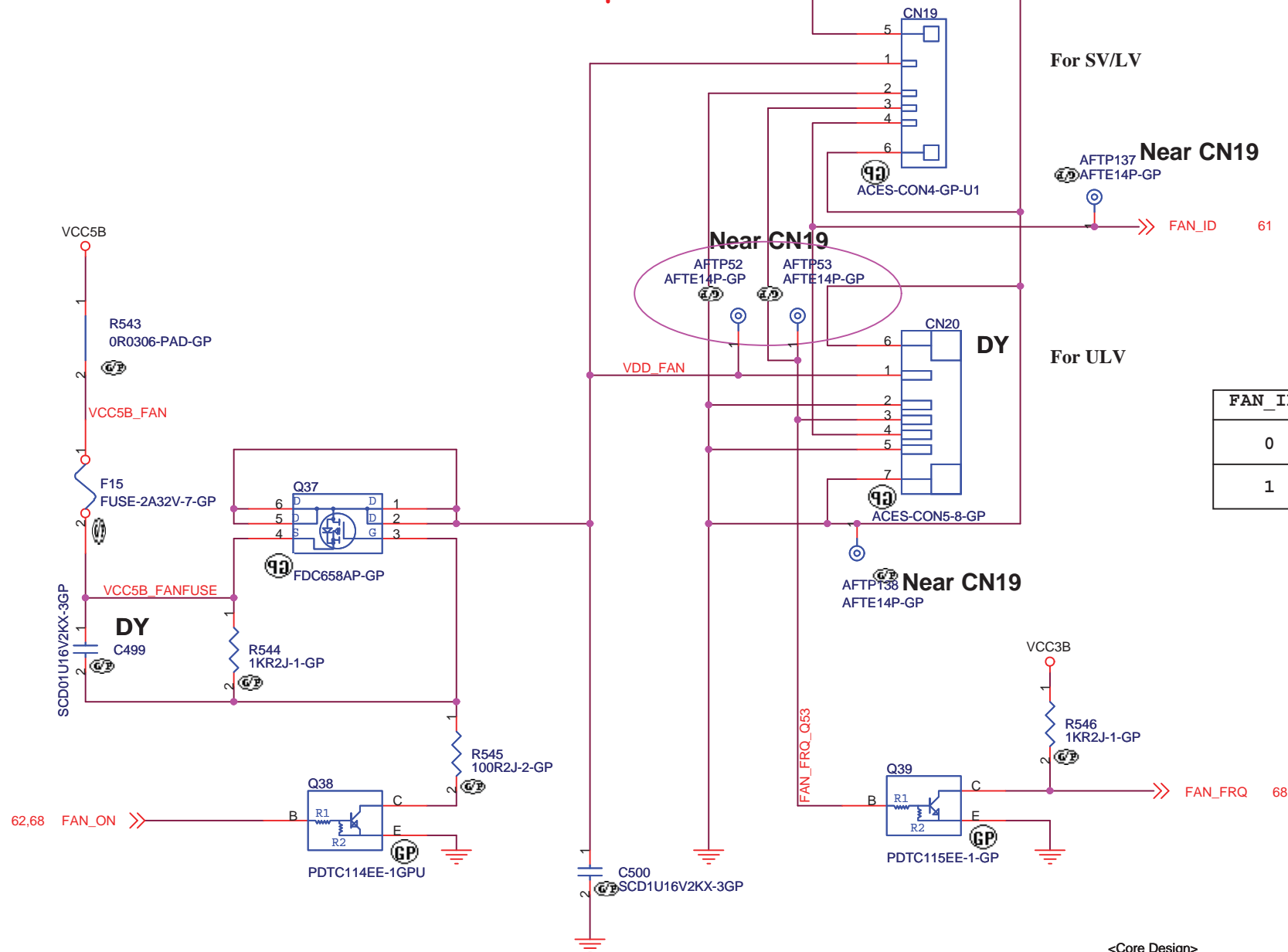
緯創資通 Wistron Corporation  
21F, 88, Sec.1, Hsin Tai Wu Rd., Hsinchu,  
Taichung Hsien 221, Taiwan, R.O.C.

TOUCH PAD CONNECTOR		
Size	Document Number	Rev
Custom	Dasher-1	SD
Date:	Monday, January 10, 2011	Sheet 64 of 101

**BLANK**

<Core Design>

		<b>Wistron Corporation</b> 21F, 88, Sec.1, Hsin Tai Wu Rd., Hsichih, Taipei Hsien 221, Taiwan, R.O.C.	
Title <b>BLANK</b>			
Size A	Document Number <b>Dasher-1</b>		Rev <b>SD</b>
Date: Monday, January 10, 2011		Sheet 65 of	101



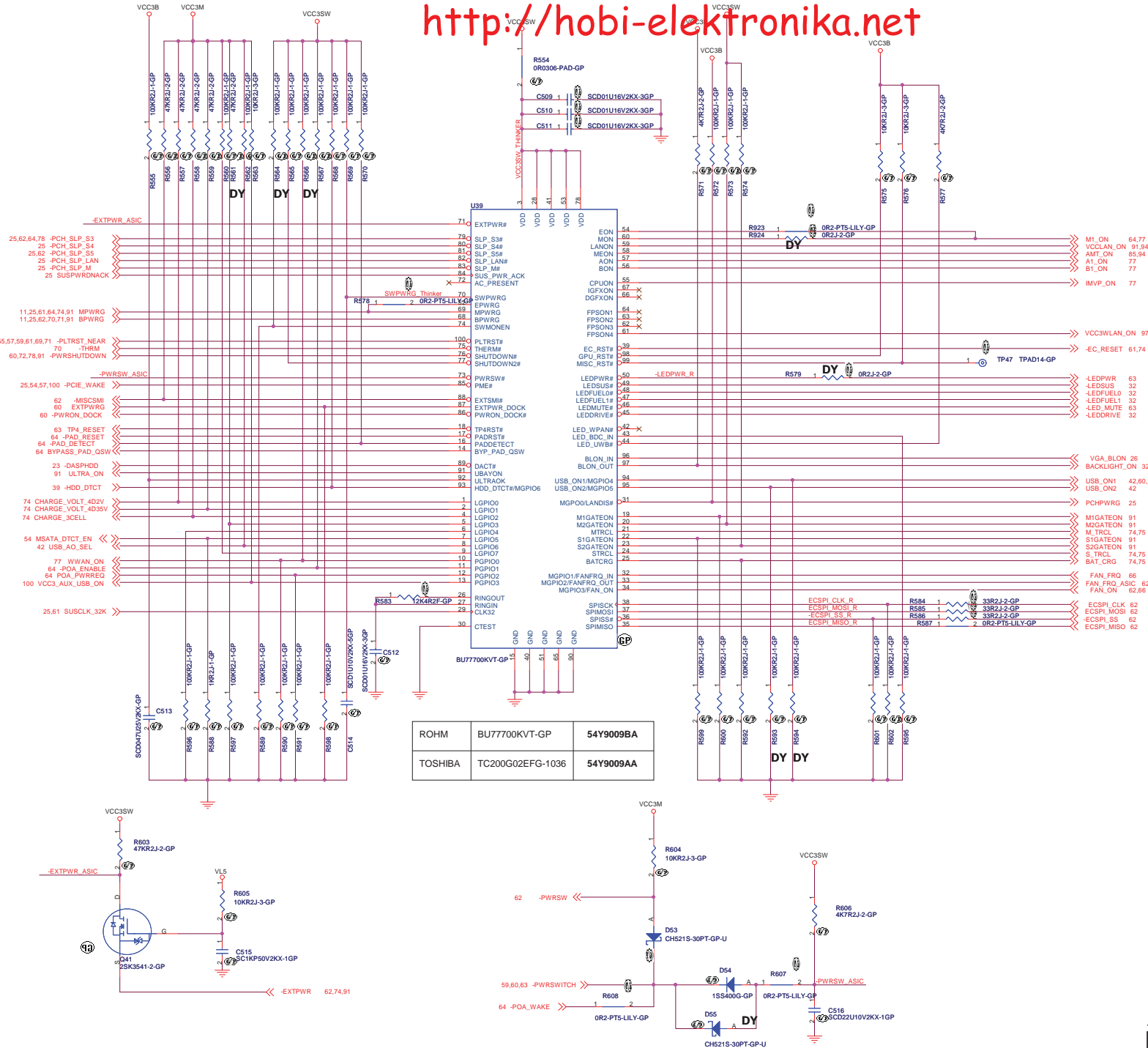
FAN_ID	Thermal module
0	THT
1	AVC or DELTA

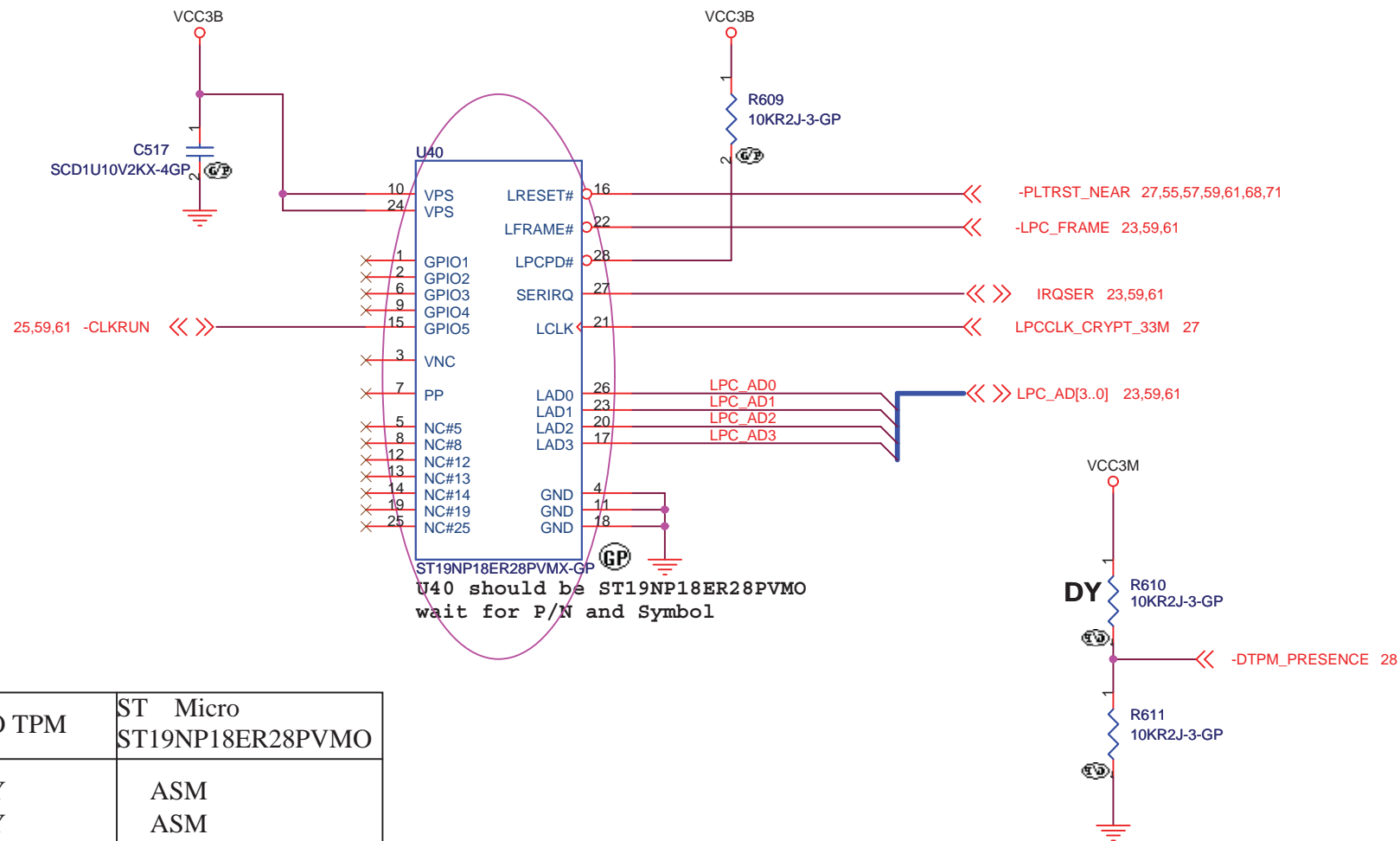
<Core Design>

**緯創資通** **Wistron Corporation**  
21F, 88, Sec.1, Hsin Tai Wu Rd., Hsichih,  
Taipei Hsien 221, Taiwan, R.O.C.

Title		
<b>FAN Control</b>		
Size A4	Document Number <b>Dasher-1</b>	Rev <b>SD</b>
Date: Monday, January 10, 2011	Sheet 66 of 101	



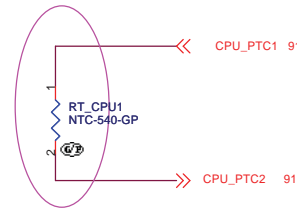




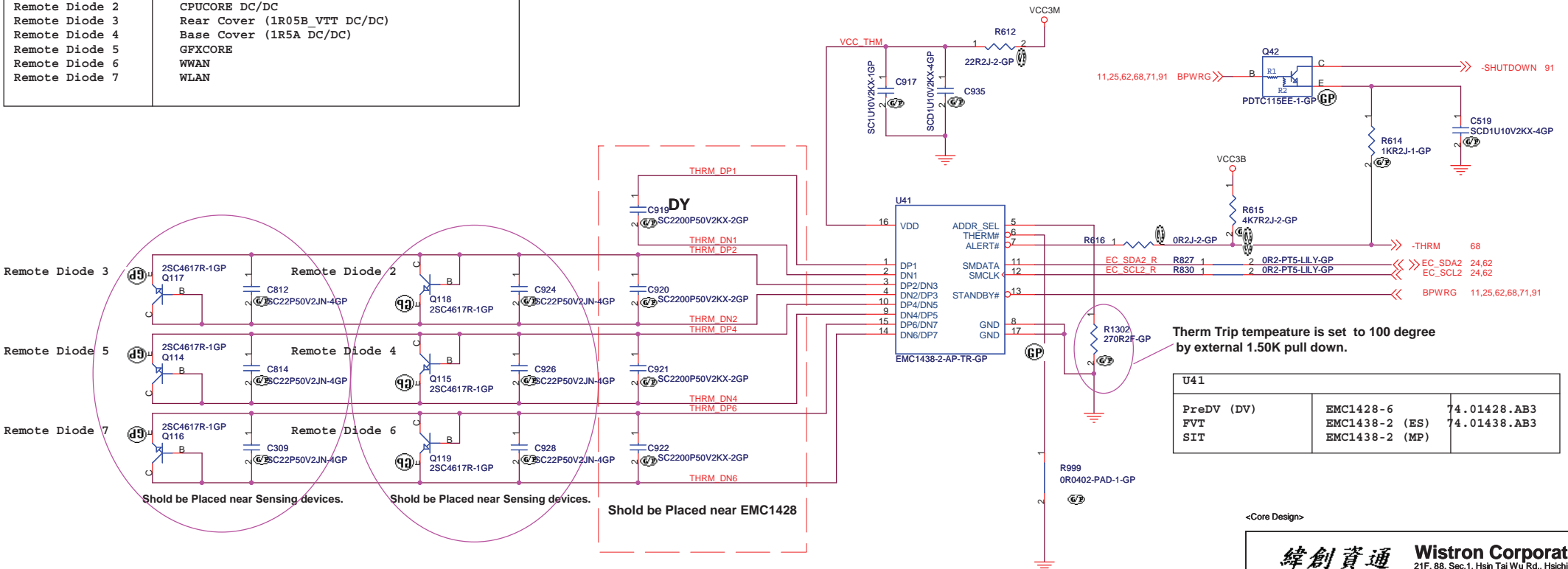
	NO TPM	ST Micro ST19NP18ER28PVMO
U40	DY	ASM
C517	DY	ASM
R609	DY	ASM
R610	ASM	DY
R611	DY	ASM

<Core Design>

<div>緯創資通</div>		<div>Wistron Corporation</div> <div>21F, 88, Sec.1, Hsin Tai Wu Rd., Hsichih, Taipei Hsien 221, Taiwan, R.O.C.</div>	
Title			
TPM			
Size A4	Document Number		Rev SD
Dasher-1			
Date: Monday, January 10, 2011	Sheet 69 of 101		

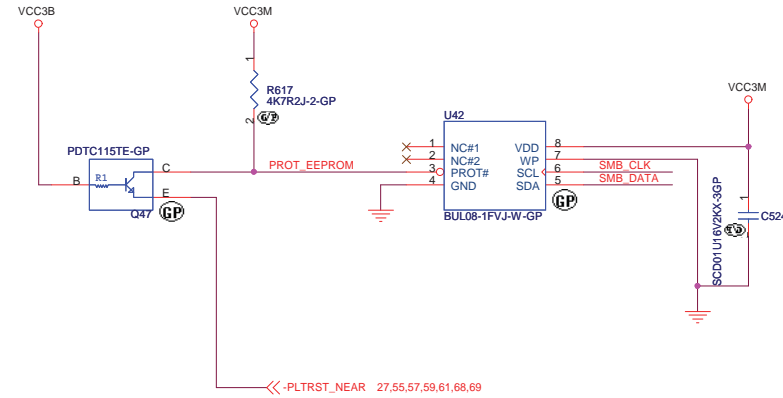


Channel	Location
Local	MEMORY
Remote Diode 2	CPUCORE DC/DC
Remote Diode 3	Rear Cover (1R05B VTT DC/DC)
Remote Diode 4	Base Cover (1R5A DC/DC)
Remote Diode 5	GFXCORE
Remote Diode 6	WWAN
Remote Diode 7	WLAN



# http://hobi-elektronika.net

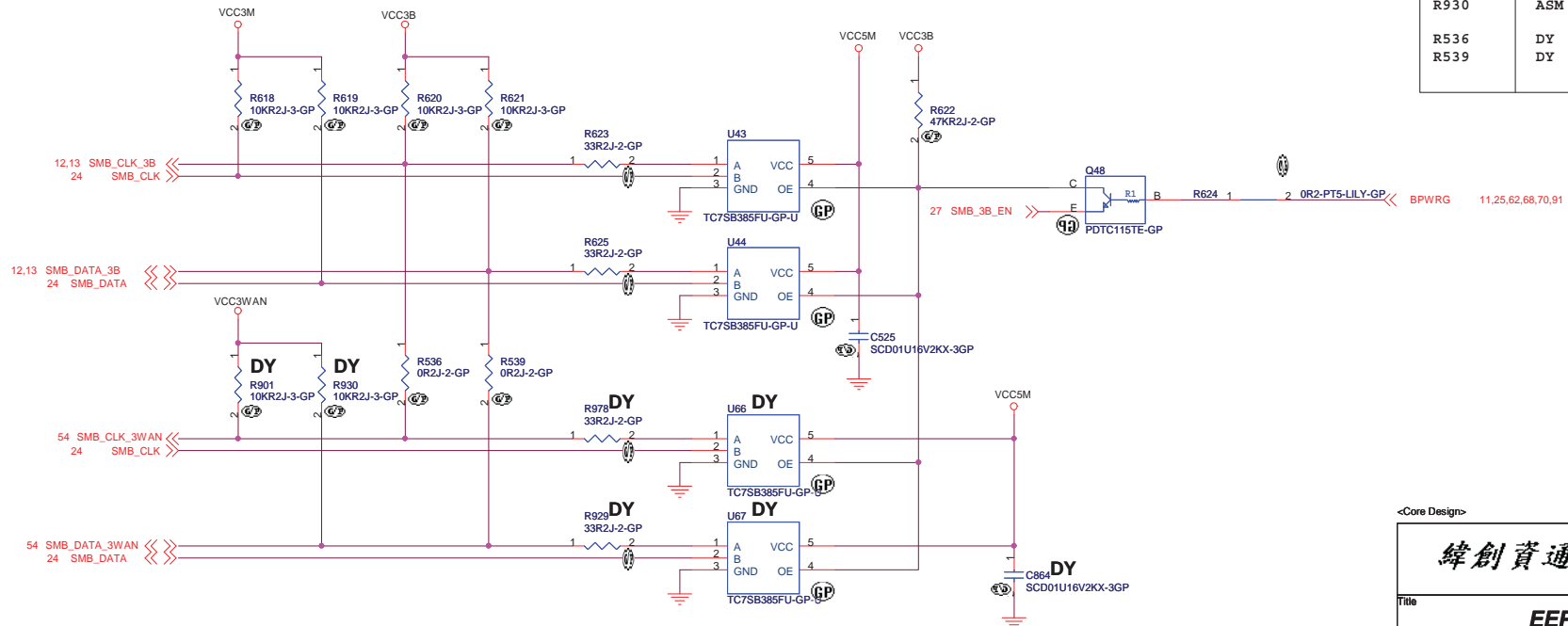
## EEPROM



	Vendor	U42	Part Number
1st	ROHM	BUL08-1FVJ-W	72.BUL08.00Q
2nd	PHILIPS	PCA24S08ADP	72.24S08.A0Q
3rd	Sanyo	LE26CAP08TT	72.26C08.00R

CONSTANT SECURE	YES	NO
U66	ASM	DY
U67	ASM	DY
C864	ASM	DY
R978	ASM	DY
R929	ASM	DY
R901	ASM	DY
R930	ASM	DY
R536	DY	ASM
R539	DY	ASM

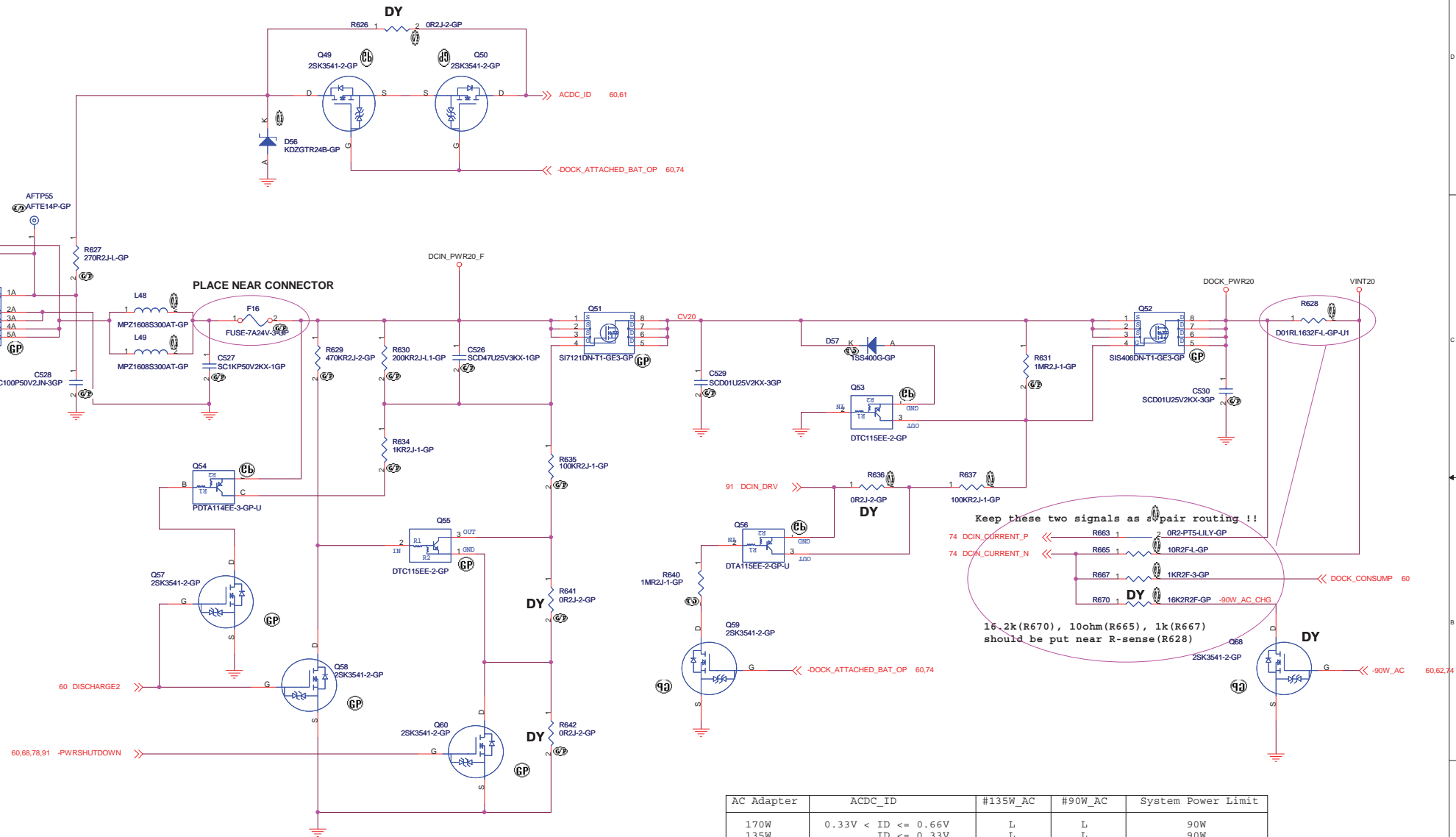
Logic



<Core Design>

**緯創資通** Wistron Corporation  
21F, 88, Sec.1, Hsin Tai Wu Rd., Hsichih,  
Taipei Hsien 221, Taiwan, R.O.C.

Title			
EEPROM/SMBUS SW			
Size	Document Number	Rev	SD
Custom	Dasher-1		
Date: Monday, January 10, 2011	Sheet 71	of	101

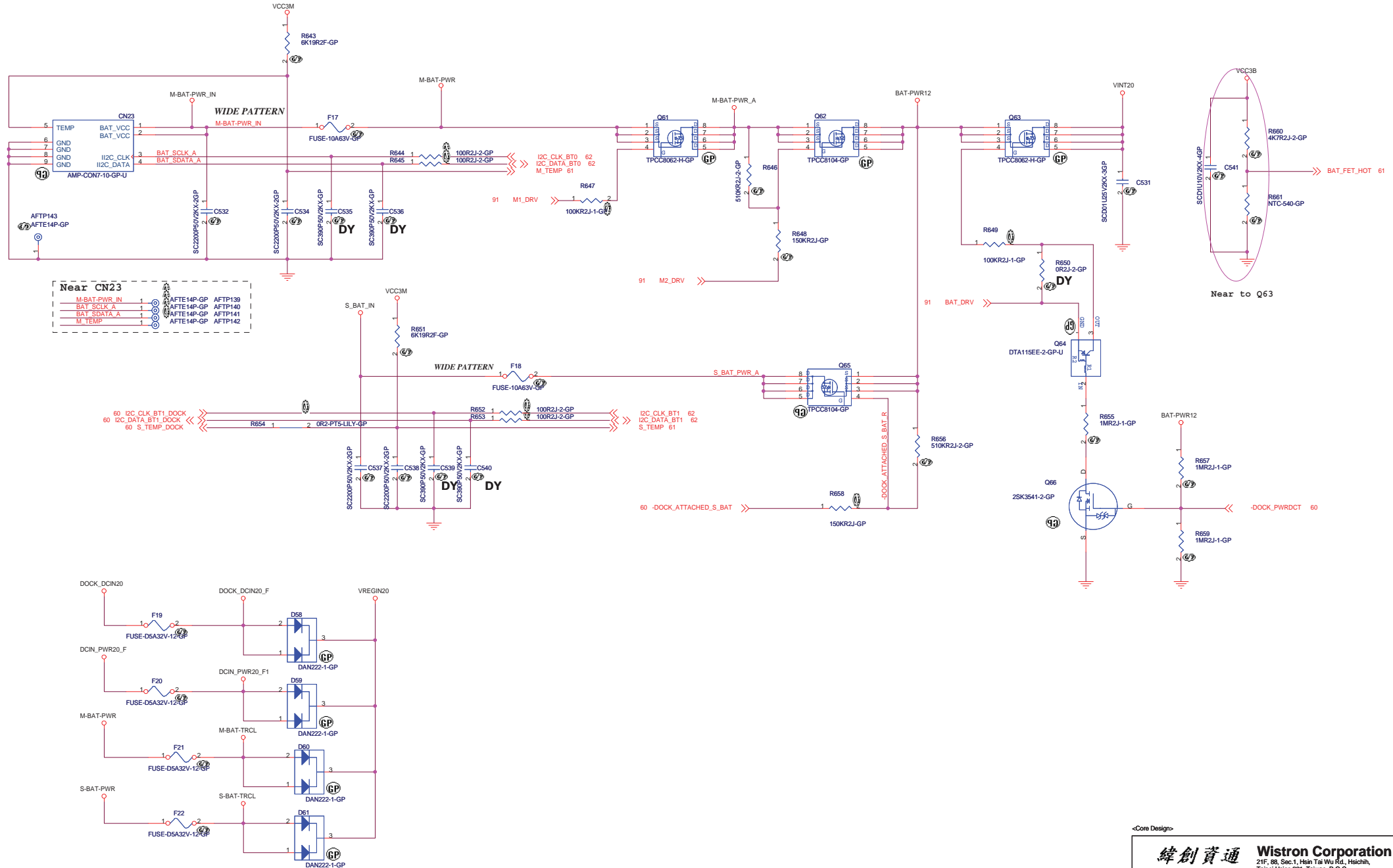


AC Adapter	ACDC_ID	#135W_AC	#90W_AC	System Power Limit
170W	0.33V < ID <= 0.66V	L	L	90W
135W	ID <= 0.33V	L	L	90W
90W	2.64V < ID	H	L	90W
65W	1.32V < ID <= 1.98V	H	H	65W

PEAK SHIFT	YES	NO
R641	NO-ASM	ASM
R629	ASM	NO-ASM
Q58	ASM	NO-ASM
Q55	ASM	NO-ASM

<Core Design>

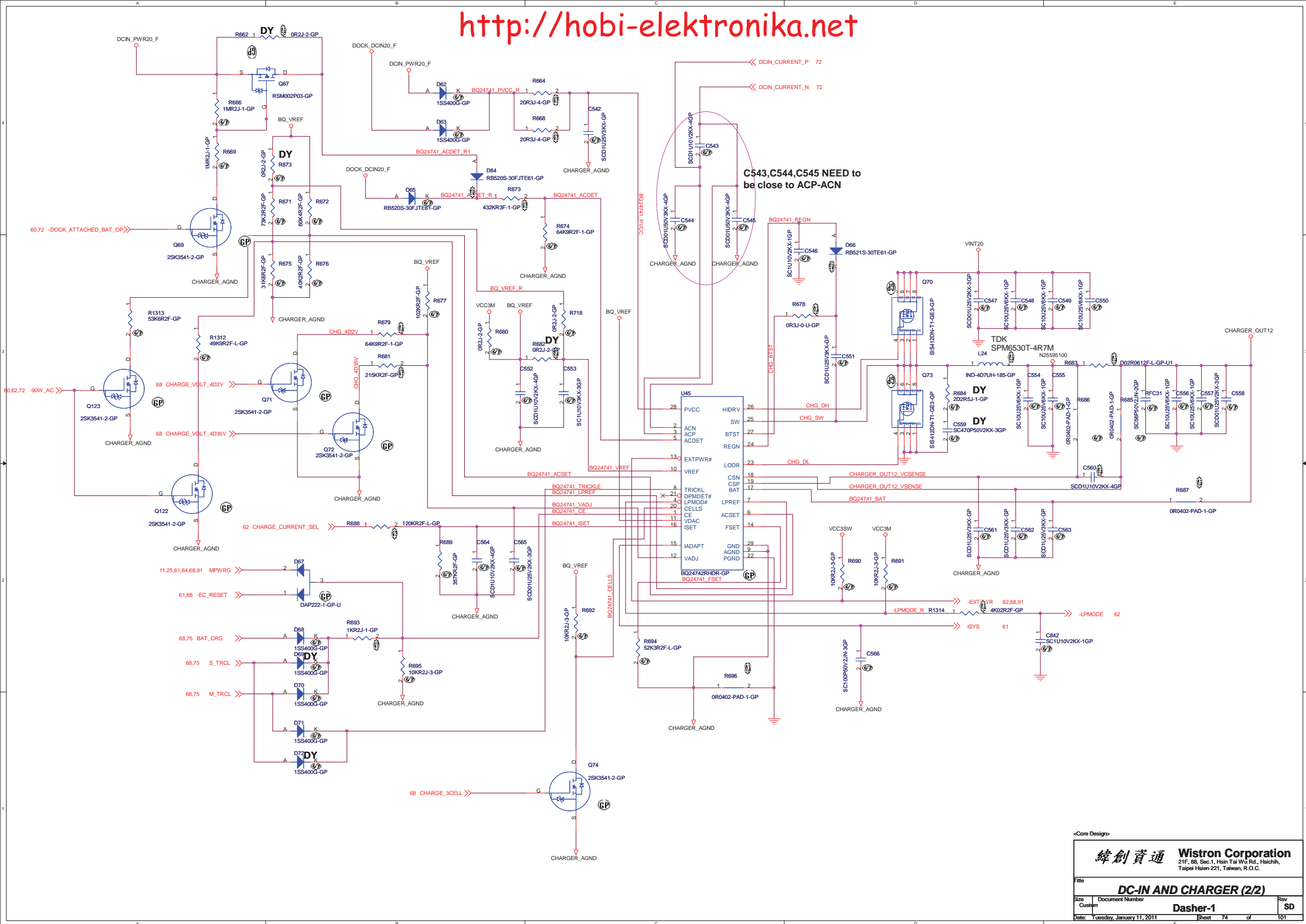
Wistron Corporation			
21F, 88, Sec.1, Hsin Tai Wu Rd., Hsichih, Taipei Hsien 221, Taiwan, R.O.C.			
DC-IN			
Size	Document Number	Rev	SD
Custom	Dasher-1		
Date: Monday, January 10, 2011	Sheet 72 of 101		

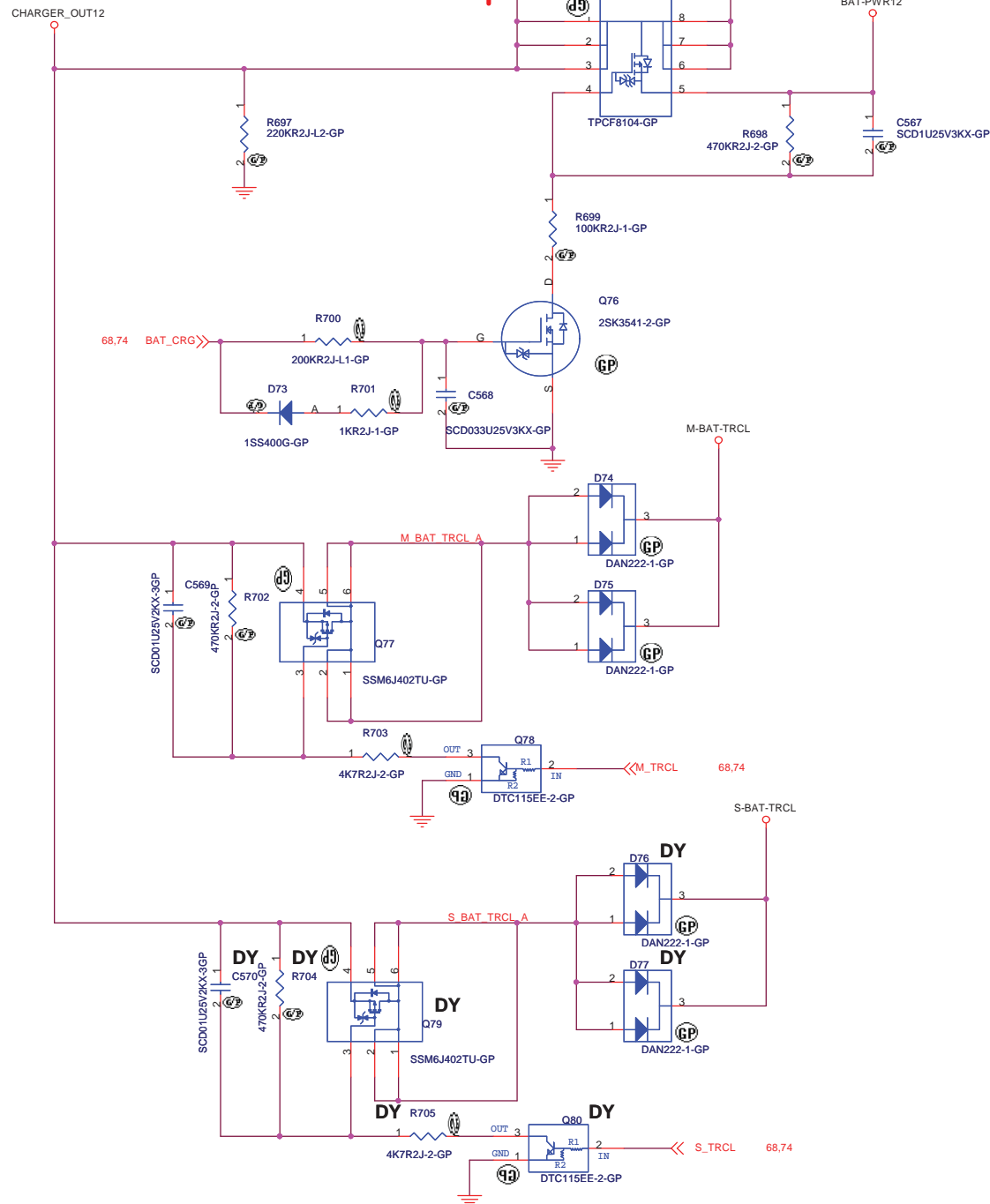


<Core Design>

緯創資通 Wistron Corporation  
21F, 88, Sec.1, Hsin Tai Wu Rd., Hsichih,  
Taipei Hsien 221, Taiwan, R.O.C.

Title			
BATTERY INPUT			
Size	Document Number	Rev	
Custom	Dasher-1	SD	
Date:	Monday, January 10, 2011	Sheet	73 of 101



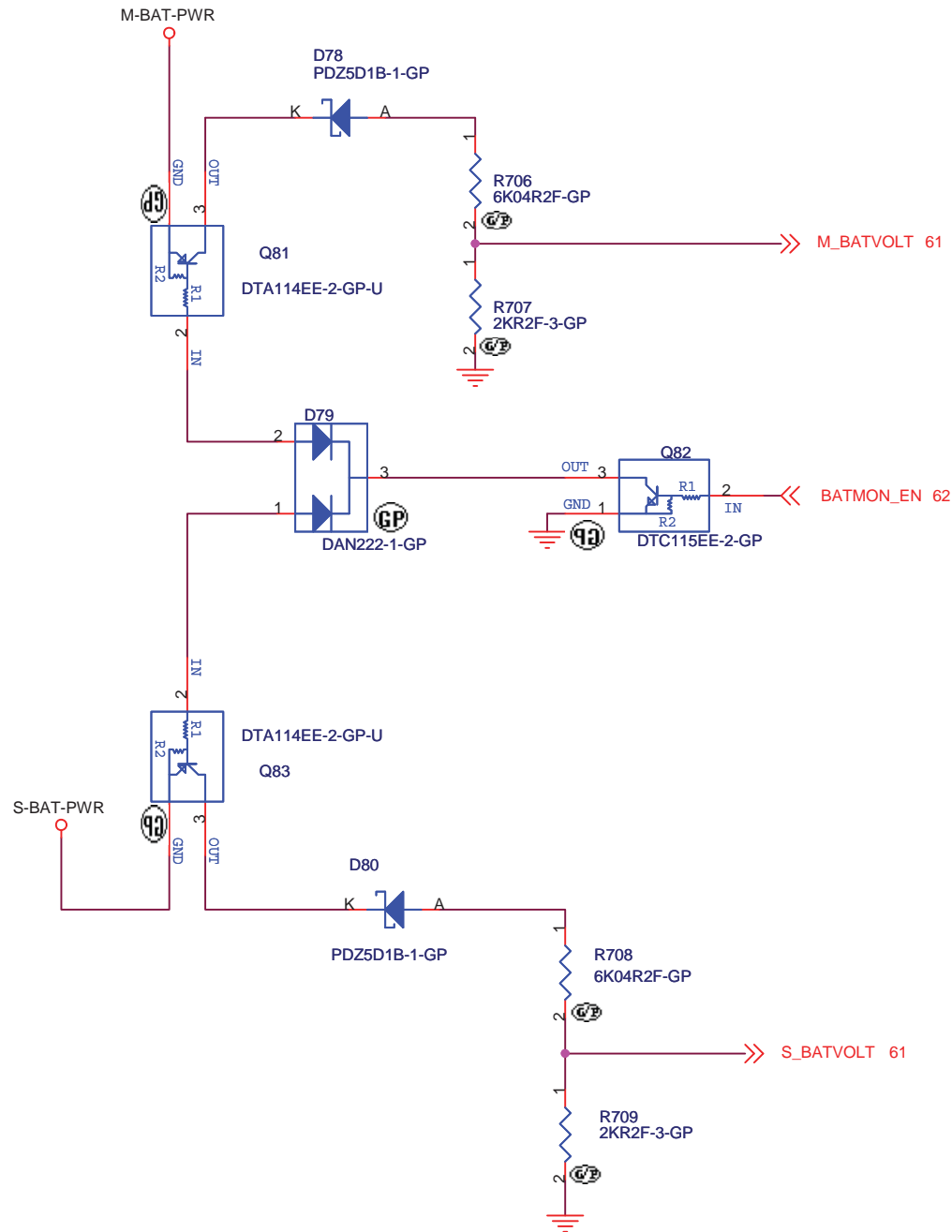


<Core Design>

**緯創資通 Wistron Corporation**  
21F, 88, Sec.1, Hsin Tai Wu Rd., Hsichih,  
Taipei Hsien 221, Taiwan, R.O.C.

Title			<b>CHARGER SELECT</b>	
Size	Document Number	Dasher-1		Rev
A3				SD
Date:	Monday, January 10, 2011	Sheet	75	of 101

$$V_{OUT} = 0.249 (V_{BAT} - 5)$$



<Core Design>

緯創資通

**Wistron Corporation**  
21F, 88, Sec.1, Hsin Tai Wu Rd., Hsichih,  
Taipei Hsien 221, Taiwan, R.O.C.

Title

**BATTERY MONITOR**

Size  
A4

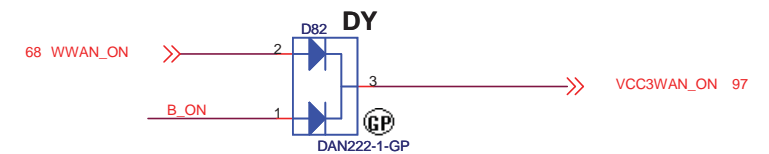
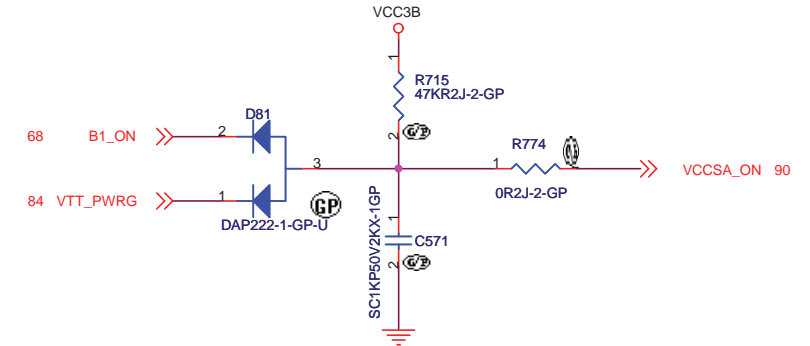
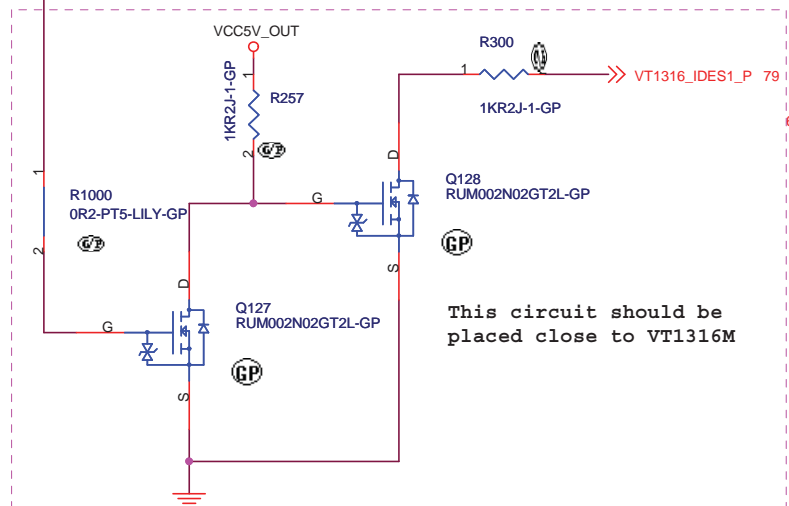
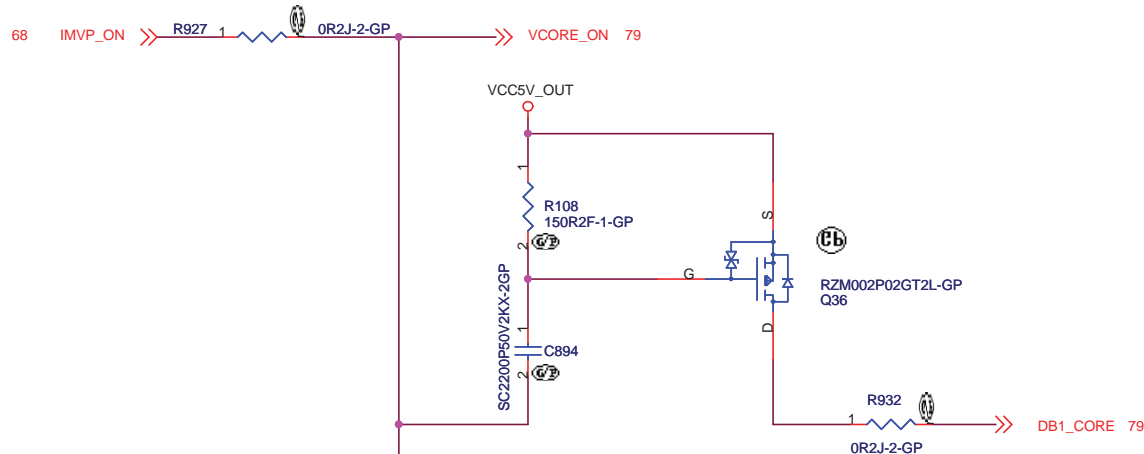
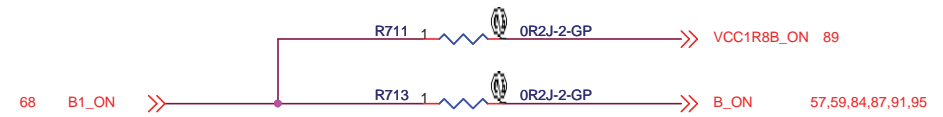
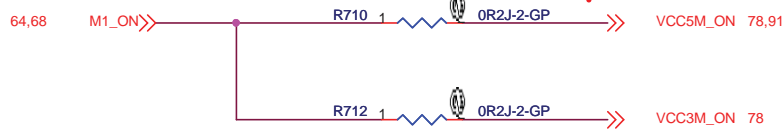
Document Number

**Dasher-1**

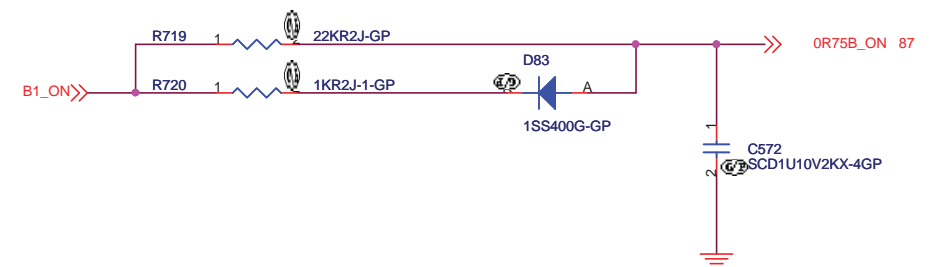
Rev  
**SD**

Date: Monday, January 10, 2011

Sheet 76 of 101

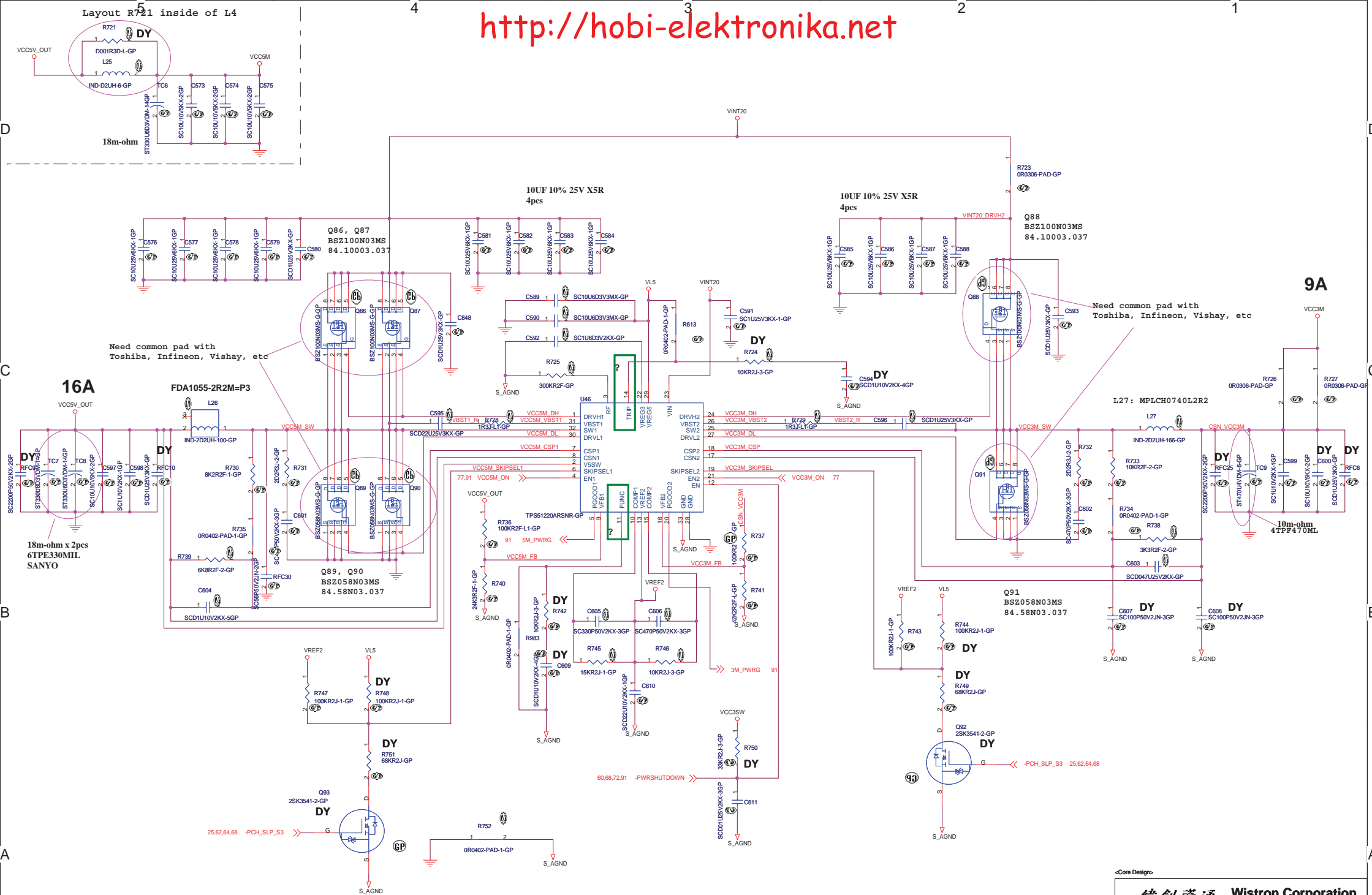


CONSTANT CONNECT	YES	NO
D82	ASM	NO-ASM



<Core Design>

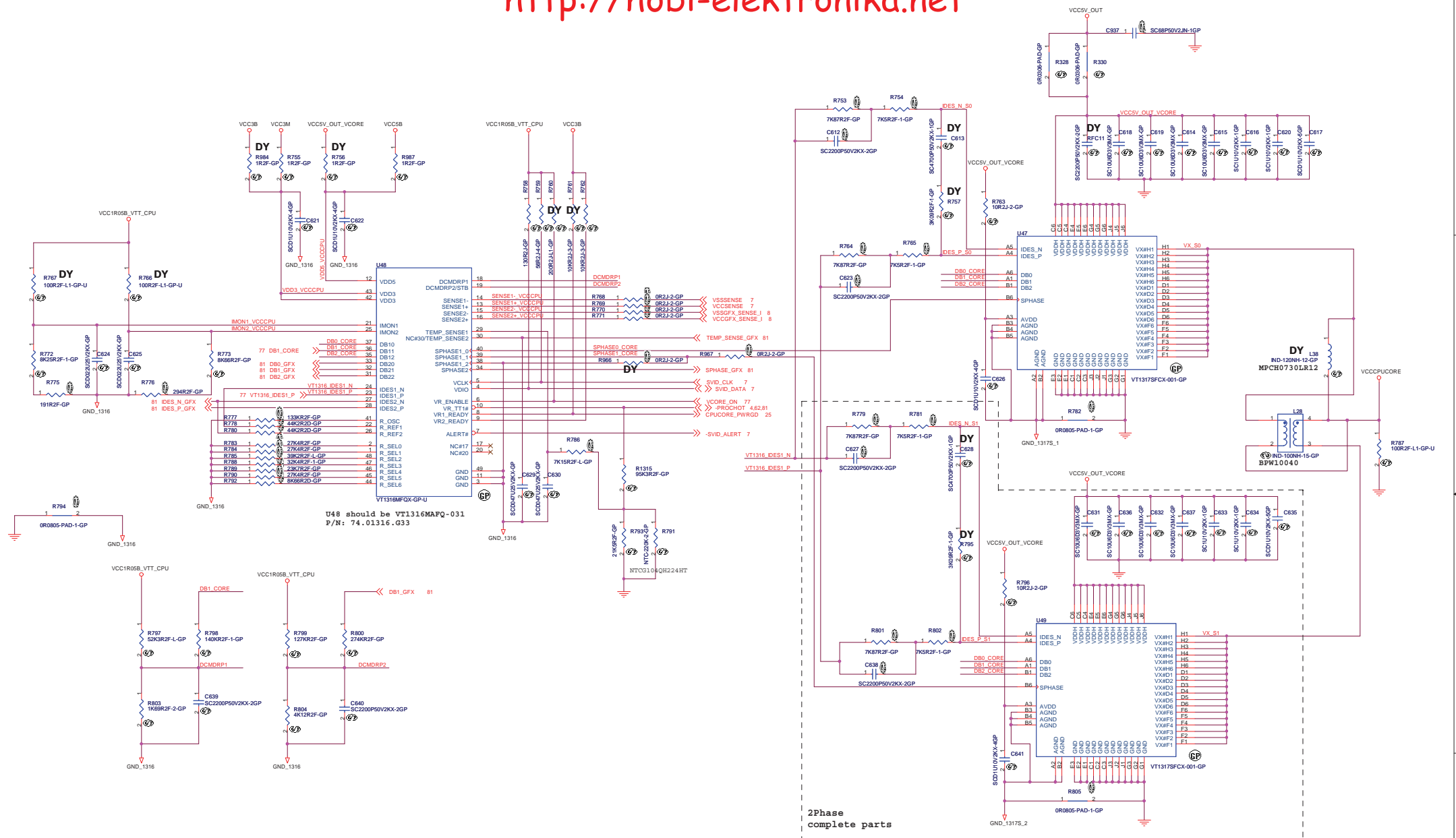
<b>緯創資通</b>		<b>Wistron Corporation</b> 21F, 88, Sec.1, Hsin Tai Wu Rd., Hsichih, Taipei Hsien 221, Taiwan, R.O.C.	
Title			
<b>POWER SEQUENCE</b>			
Size	Document Number	Rev	
Custom	<b>Dasher-1</b>	<b>SD</b>	
Date:	Monday, January 10, 2011	Sheet	77 of 101



<Core Design>

緯創資通 Wistron Corporation  
21F, 88, Sec.1, Hsin Tai Wu Rd., Hsinchu,  
Taippei Hsien 221, Taiwan, R.O.C.

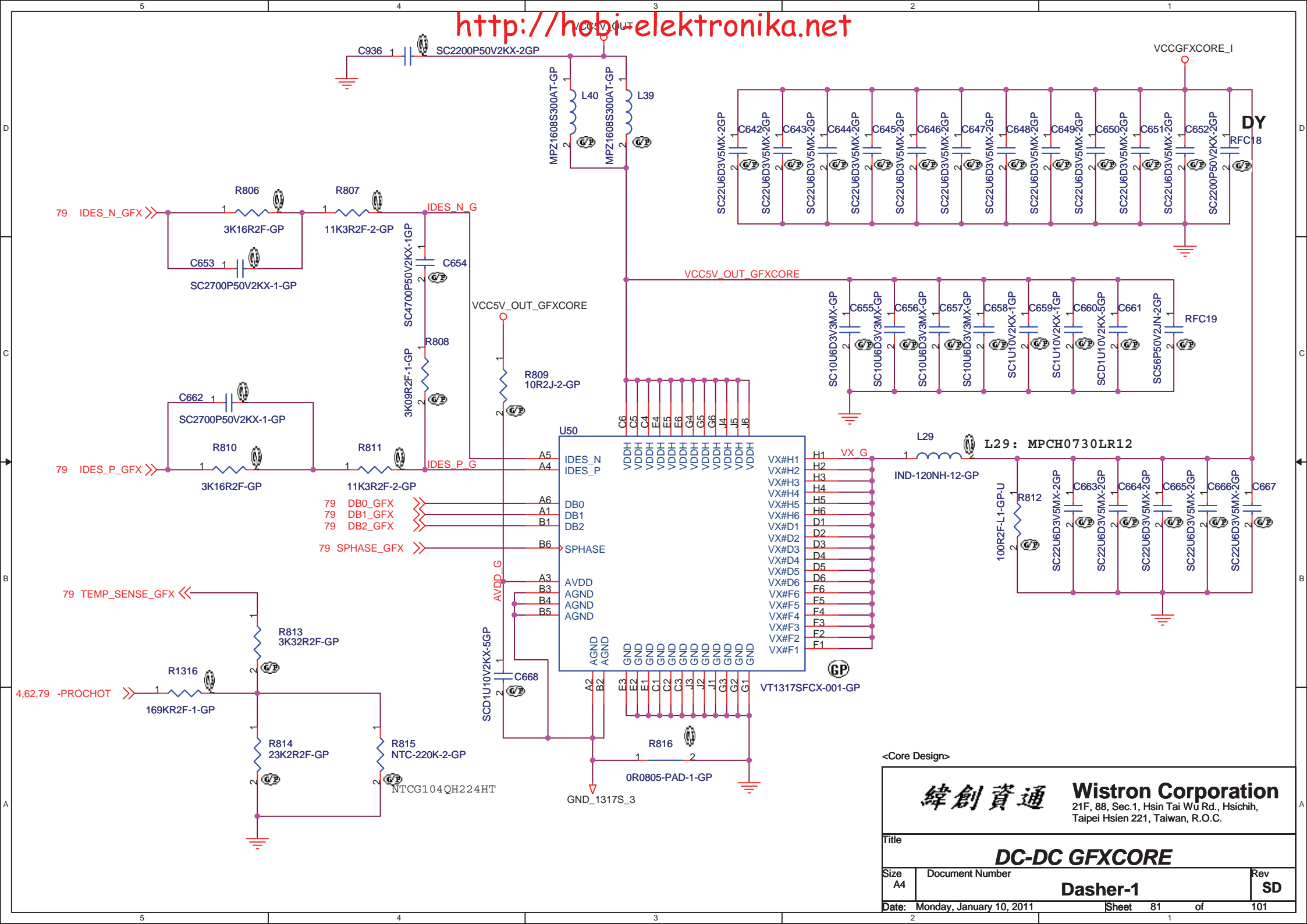
Title			
DC-DC VCC3M/VCC5M			
Size	Document Number	Rev	SD
Custom		Dasher-1	
Date: Monday, January 10, 2011 Sheet 78 of 101			



CPU/GFXCORE Table					
CPU	SV 2Phase (53A)		LV 2Phase (43A)	ULV 1Phase (33A)	Remark
GFX	GT1 (24A)	GT2 (33A)	GT2 (33A)	GT2 (33A)	
U47 U49	VT1317S VT1317S	VT1317S VT1317S	VT1314S VT1314S	VT1317S NO_ASM	Slave IC
R866 R967	NO_ASM 0	NO_ASM 0	NO_ASM 0	0 NO_ASM	Phase
L28 L28	NO_ASM ASM	NO_ASM ASM	NO_ASM ASM	ASM NO_ASM	Inductor
R783	27.4k	27.4k	39.2k	20.8k	R_SEL0
R784	27.4k	27.4k	6.57k	27.4k	R_SEL1
R785	39.2k	39.2k	39.2k	39.2k	R_SEL2
R788	27.4k	32.4k	32.4k	32.4k	R_SEL3
R789	11.4k (0.5%)	23.7k (1%)	23.7k (1%)	23.7k (1%)	R_SEL4
R790	27.4k	27.4k	27.4k	27.4k	R_SEL5
R792	8.66k (0.5%)	8.66k (0.5%)	8.66k (0.5%)	8.66k (0.5%)	R_SEL6
R779	7.87k	7.87k	7.87k	NO_ASM	RDES #2
C627	1000pF	1000pF	1000pF	NO_ASM	
R801	7.87k	7.87k	7.87k	NO_ASM	
C638	1000pF	1000pF	1000pF	NO_ASM	
R802	7.68k	7.68k	7.68k	NO_ASM	
C628	4700pF	4700pF	4700pF	NO_ASM	
R795	3.09k	3.09k	3.09k	NO_ASM	
R772	8.25k	8.25k	10.5k	8.06k	IMON1
R775	191	191	165	383	
R773	8.87k	8.66k	8.66k	8.66k	IMON2
R776	178	294	294	294	
R798	140k	140k	255k	221k	DCMDR1
R803	1.69k	1.69k	3.57k	3.16k	
R797	52.3k	52.3k	110k	97.6k	
R800	316k	274k	274k	274k	DCMDR1 (prs)
R804	4.99k	4.12k	4.12k	4.12k	(drr)
R799	154k	127k	127k	127k	(ofs)
C631	10uF	10uF	10uF	NO_ASM	CIN
C636	10uF	10uF	10uF	NO_ASM	
C633	1uF	1uF	1uF	NO_ASM	
C634	1uF	1uF	1uF	NO_ASM	
C635	0.1uF	0.1uF	0.1uF	NO_ASM	
C632	10uF	10uF	10uF	NO_ASM	
C637	10uF	10uF	10uF	NO_ASM	
R796	10	10	10	NO_ASM	AVDD
C641	0.1uF	0.1uF	0.1uF	NO_ASM	
R805	0	0	0	NO_ASM	
C684	2.2uF	2.2uF	10uF	10uF	Coutput (1603)
C685	22uF	22uF	10uF	22uF	
C686	22uF	22uF	NO_ASM	22uF	
C687	22uF	22uF	NO_ASM	22uF	
C688	2.2uF	2.2uF	10uF	10uF	
C689	22uF	22uF	NO_ASM	22uF	
C690	22uF	22uF	10uF	22uF	
C691	22uF	22uF	NO_ASM	22uF	
C692	2.2uF	2.2uF	10uF	10uF	
C693	22uF	22uF	10uF	10uF	
C694	22uF	22uF	10uF	22uF	
C695	22uF	22uF	NO_ASM	22uF	
C696	22uF	22uF	10uF	22uF	
C697	22uF	22uF	10uF	22uF	
C698	2.2uF	2.2uF	10uF	10uF	
U50	VT1314S	VT1317S	VT1317S	VT1317S	Slave IC
R806	3.4k	3.16k	3.16k	3.16k	RDES G
C653	2700pF	2700pF	2700pF	2700pF	
R807	12.4k	11.5k	11.5k	11.5k	
R810	3.4k	3.16k	3.16k	3.16k	
C662	2700pF	2700pF	2700pF	2700pF	
R811	12.4k	11.5k	11.5k	11.5k	
C654	4700pF	4700pF	4700pF	4700pF	
R808	3.09k	3.09k	3.09k	3.09k	
C642	22uF	22uF	22uF	22uF	Coutput
C643	22uF	22uF	22uF	22uF	
C644	22uF	22uF	22uF	22uF	
C645	22uF	22uF	22uF	22uF	
C646	22uF	22uF	22uF	22uF	
C647	22uF	22uF	22uF	22uF	
C648	22uF	22uF	22uF	22uF	
C649	22uF	22uF	22uF	22uF	
C650	22uF	22uF	22uF	22uF	
C651	22uF	22uF	22uF	22uF	
C652	22uF	22uF	22uF	22uF	
C663	22uF	22uF	22uF	22uF	
C664	22uF	22uF	22uF	22uF	
C665	22uF	22uF	22uF	22uF	
C666	22uF	22uF	22uF	22uF	
C667	22uF	22uF	22uF	22uF	
C20	10uF	22uF	22uF	22uF	Coutput CPU side
C21	10uF	10uF	10uF	10uF	
C22	10uF	22uF	22uF	22uF	
C23	10uF	22uF	22uF	22uF	
C933	10uF	22uF	22uF	22uF	
C934	10uF	10uF	10uF	10uF	

B  
L  
A  
N  
K

CPU	SV 2Phase (53A)	LV 2Phase (43A)	ULV 1Phase (33A)	Remark
R754	7.5k	7.5k	7.5k	6.98k
R765	7.5k	7.5k	7.5k	6.98k
R781	7.5k	7.5k	7.5k	NO_ASM
R802	7.5k	7.5k	7.5k	NO_ASM
R806	3.16k	3.16k	3.16k	6.2k
R810	3.16k	3.16k	3.16k	6.2k
R807	11.3k	11.3k	11.3k	8.06k
R811	11.3k	11.3k	11.3k	8.06k
C654	4700pF	4700pF	4700pF	NO_ASM
R808	3.09k	3.09k	3.09k	NO_ASM



<Core Design>

緯創資通

Wistron Corporation

21F, 88, Sec.1, Hsin Tai Wu Rd., Hsichih,  
Taipei Hsien 221, Taiwan, R.O.C.

Title

DC-DC GFXCORE

Size  
A4

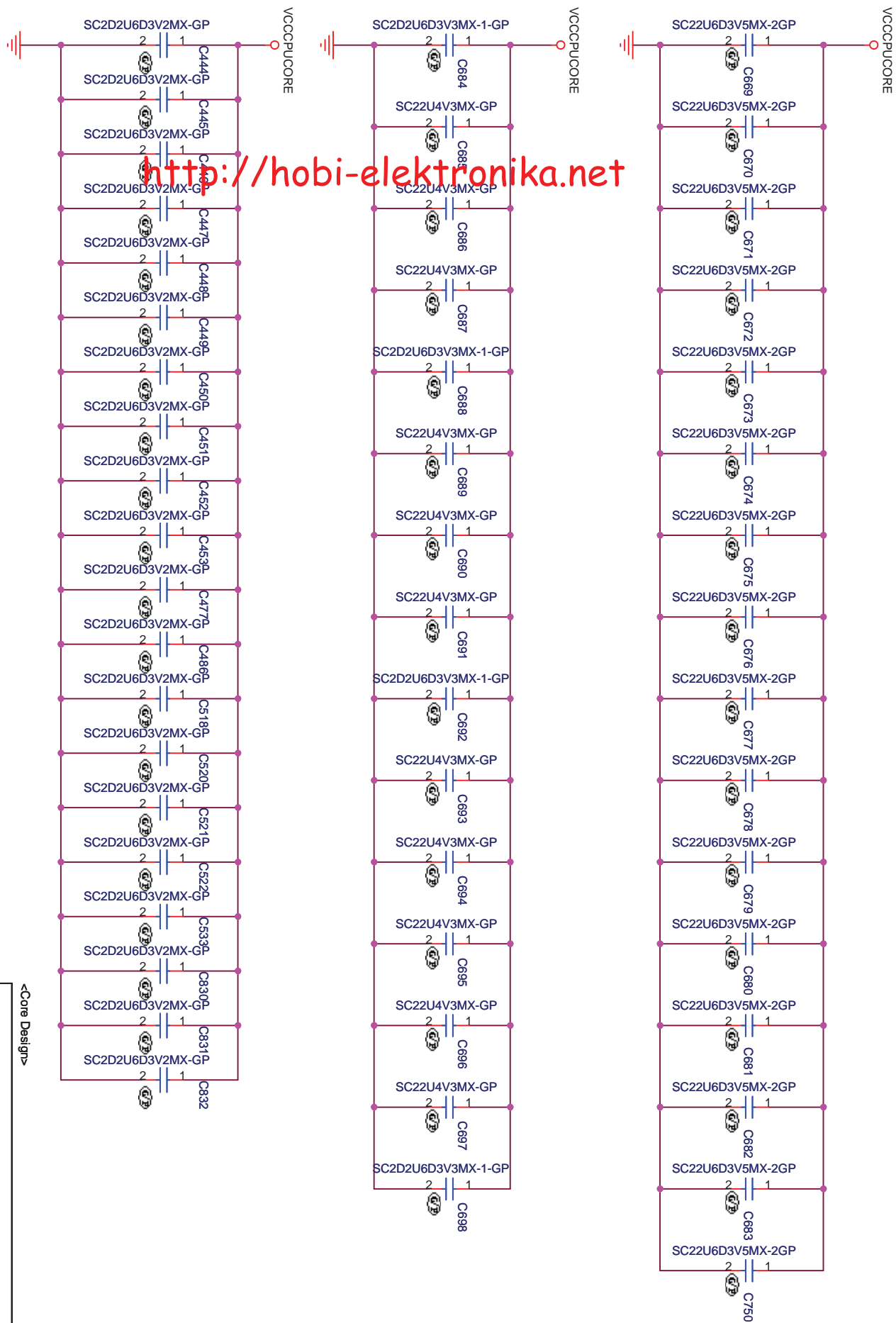
Document Number

Dasher-1

Rev  
SD

Date: Monday, January 10, 2011

Sheet 81 of 101



<Core Design>

緯創資通

**Wistron Corporation**  
21F, 88, Sec.1, Hsin Tai Wu Rd., Hsichih,  
Taipei Hsien 221, Taiwan, R.O.C.

**DC-DC VCCPUCORE**

**Dasher-1**

Date: Monday, January 10, 2011

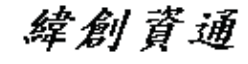
Sheet 82 of 101

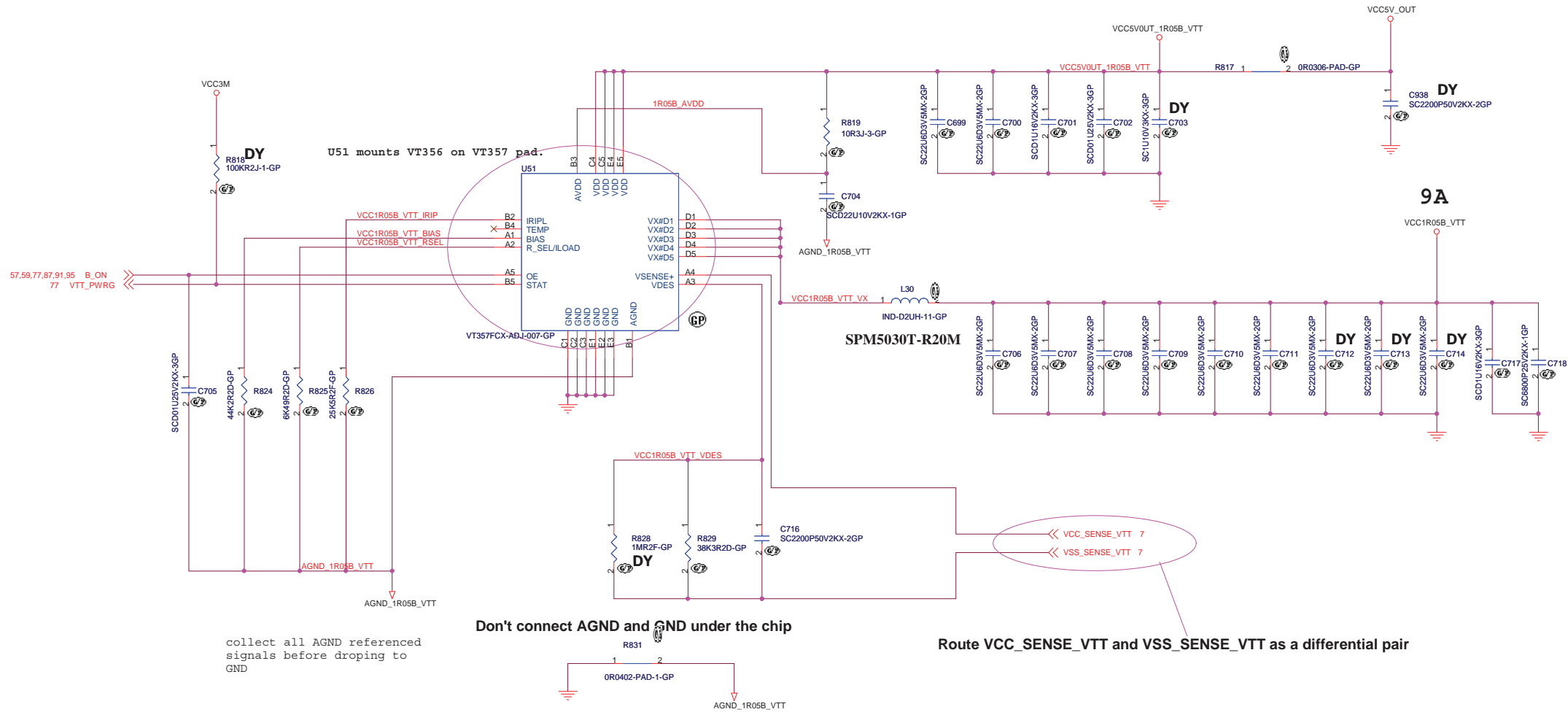
Size A4 Document Number

Rev SD

BLANK

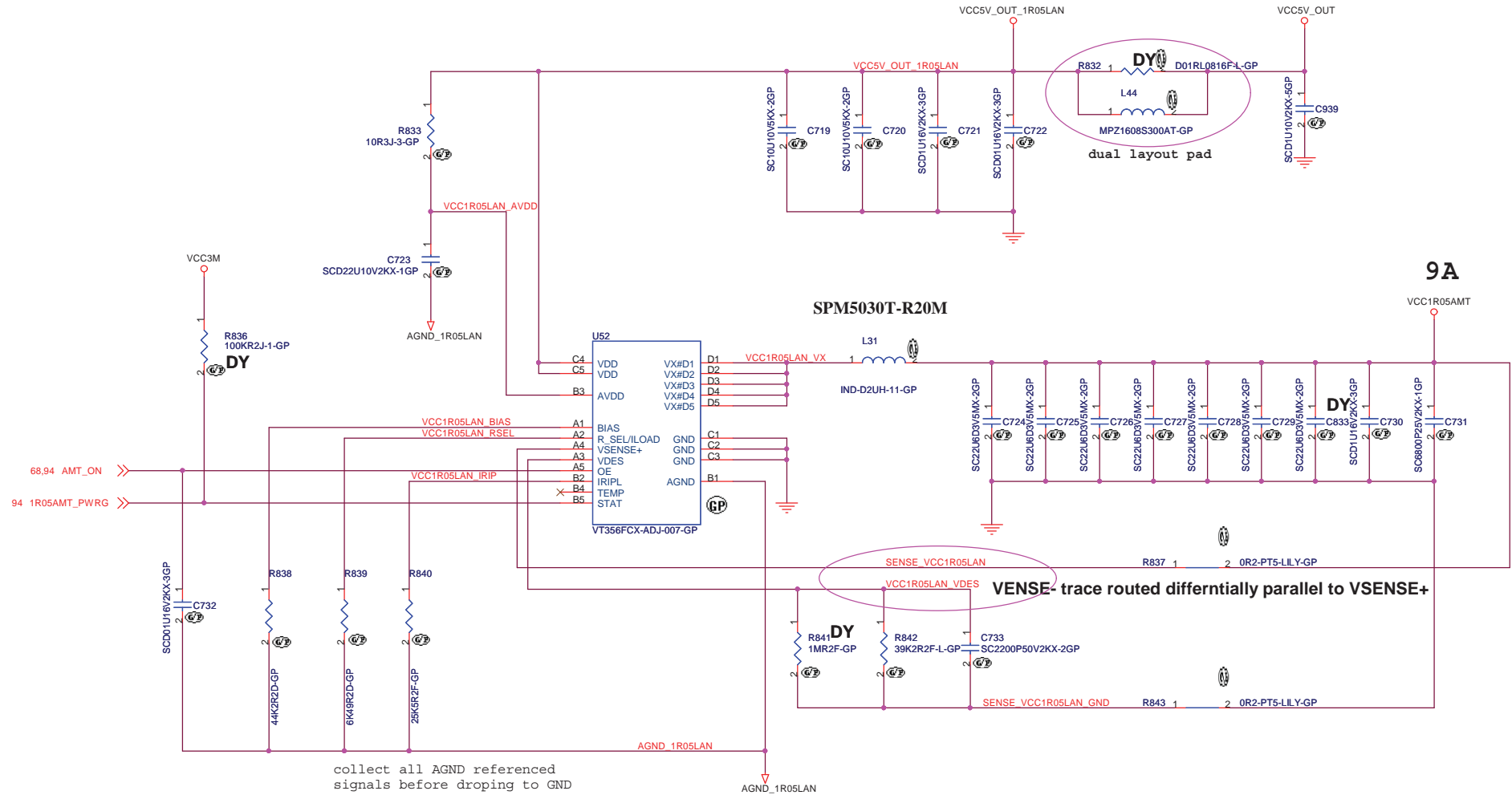
<Core Design>

		<b>Wistron Corporation</b> 21F, 88, Sec.1, Hsin Tai Wu Rd., Hsichih, Taipei Hsien 221, Taiwan, R.O.C.	
Title <b>BLANK</b>			
Size A4	Document Number <b>Dasher-1</b>		Rev <b>SD</b>
Date: Monday, January 10, 2011	Sheet 83	of	101

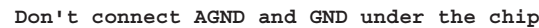


<Core Design>

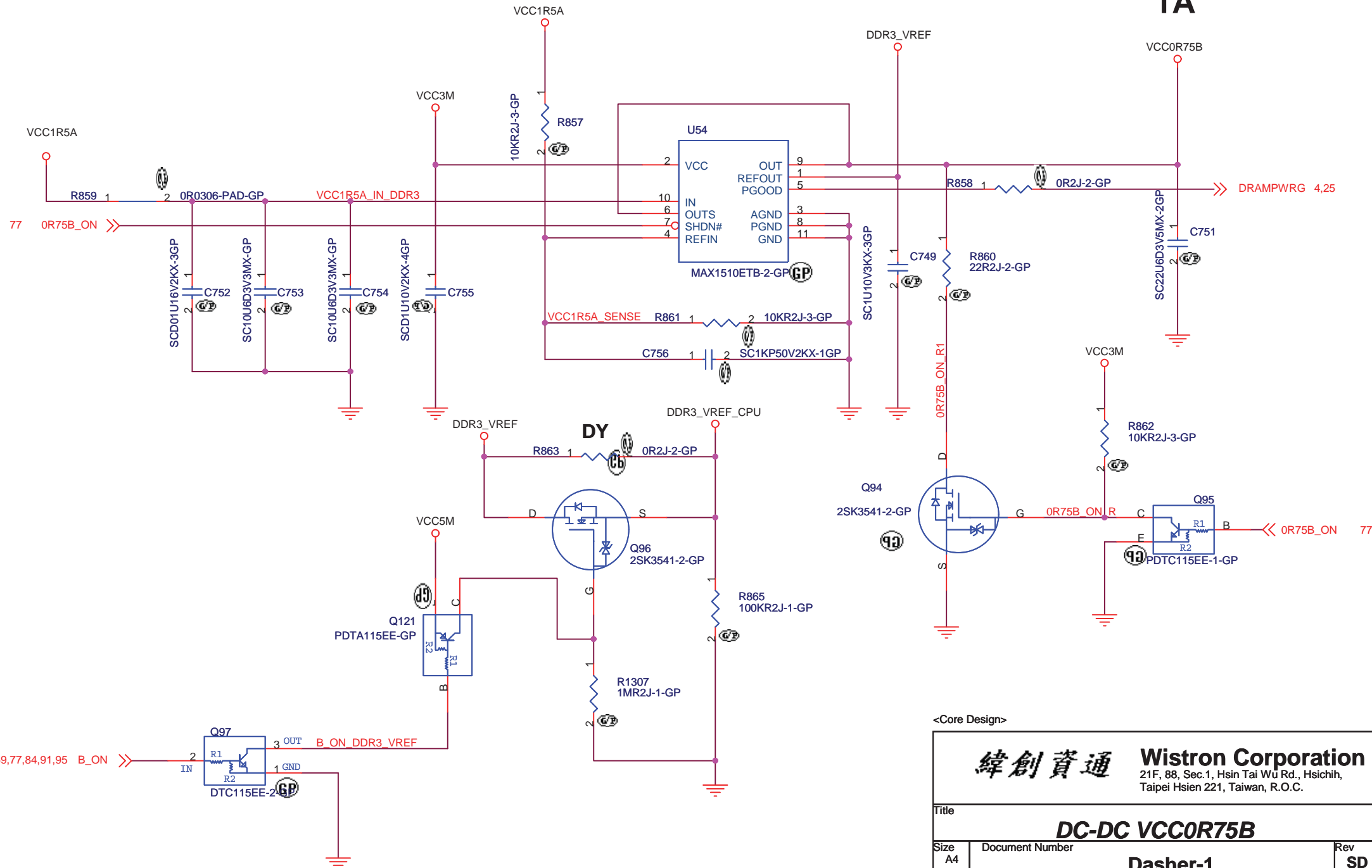
緯創資通		Wistron Corporation	
		21F, 88, Sec.1, Hsin Tai Wu Rd., Hsichih, Taipei Hsien 221, Taiwan, R.O.C.	
Title			
DC-DC VCC1R05B_VTT			
Size	Document Number	Rev	
Custom		SD	
Dasher-1			
Date:	Monday, January 10, 2011	Sheet	84 of 101



<Core Design>



1A



<Core Design>

緯創資通

Wistron Corporation

21F, 88, Sec.1, Hsin Tai Wu Rd., Hsichih,  
Taipei Hsien 221, Taiwan, R.O.C.

Title

DC-DC VCC0R75B

Size  
A4

Document Number

Dasher-1

Rev  
SD

Date: Monday, January 10, 2011

Sheet 87

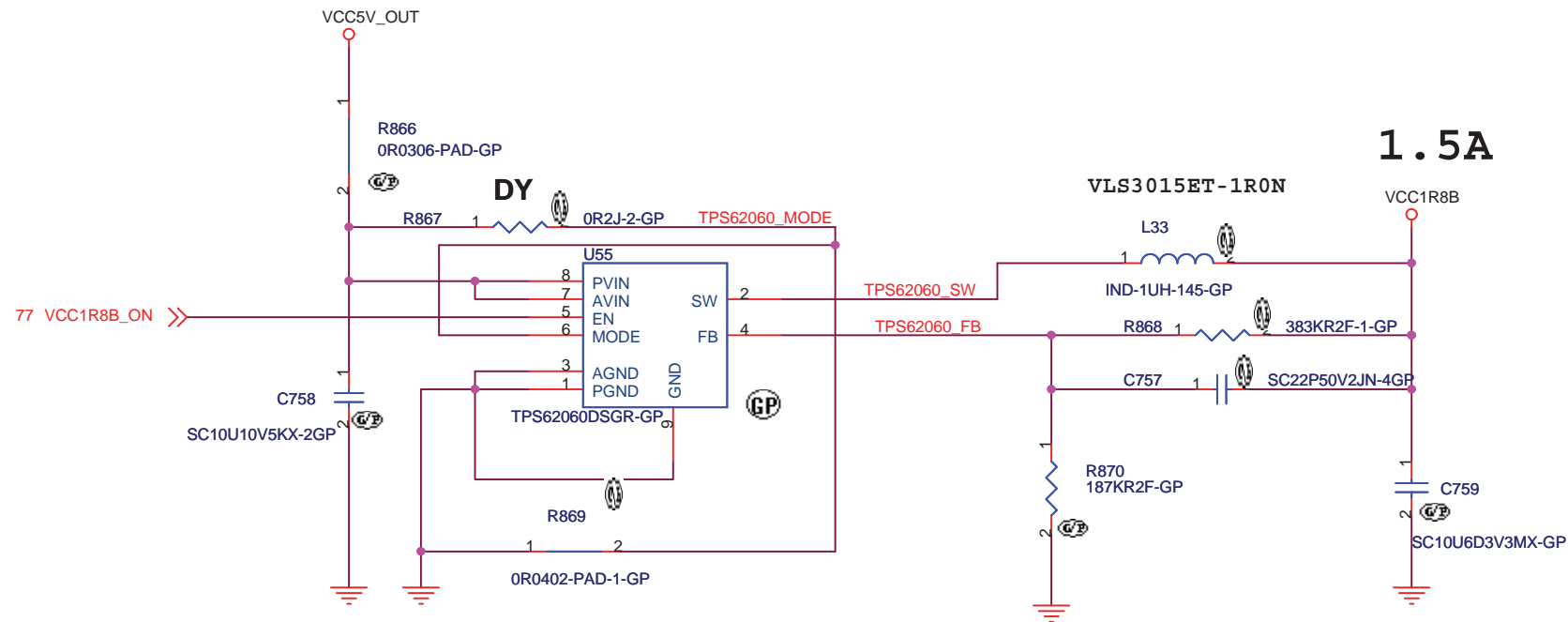
of

101

# BLANK

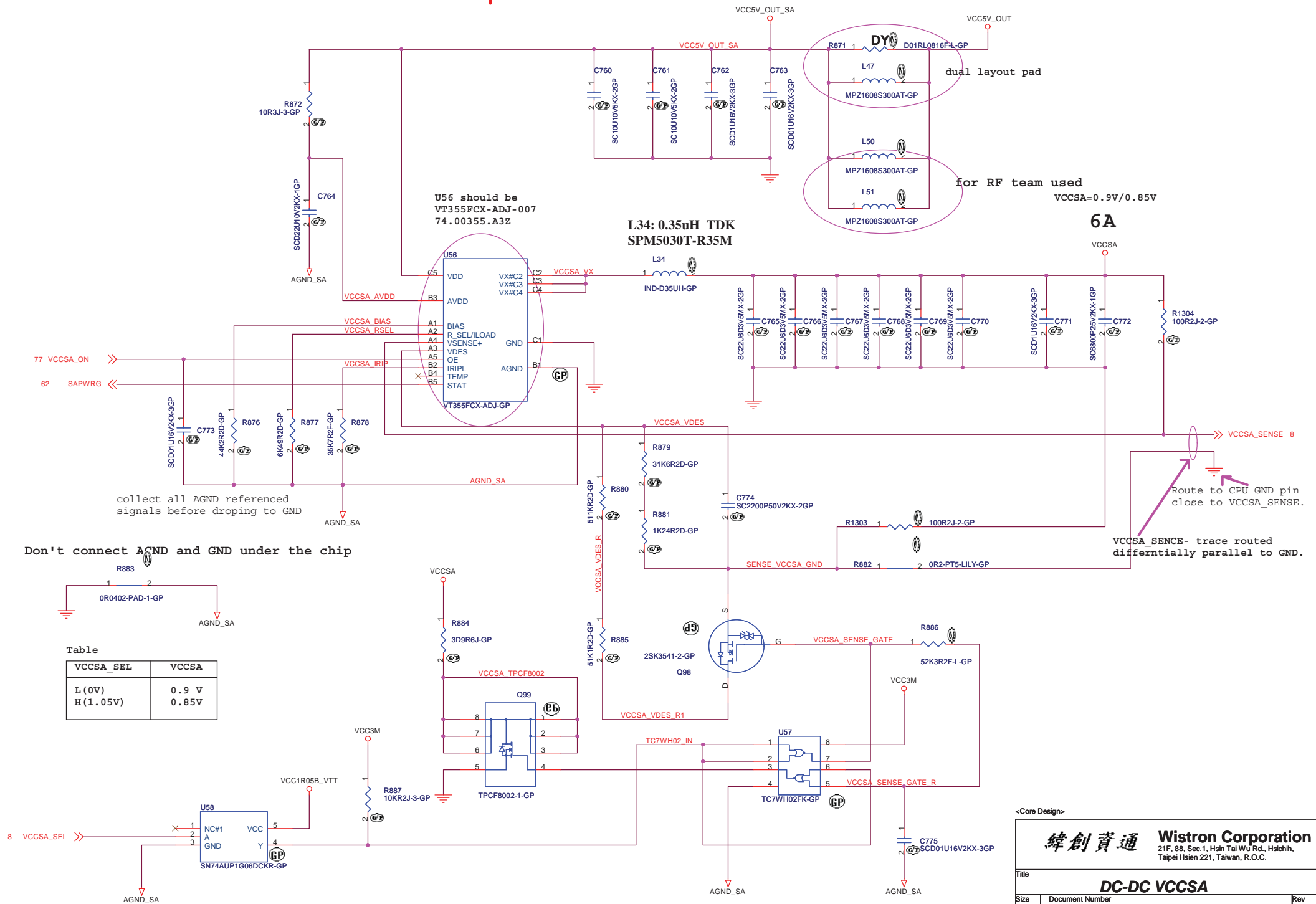
<Core Design>

		<b>Wistron Corporation</b> 21F, 88, Sec.1, Hsin Tai Wu Rd., Hsichih, Taipei Hsien 221, Taiwan, R.O.C.	
Title			
<b>BLANK</b>			
Size A4	Document Number <b>Dasher-1</b>		Rev <b>SD</b>
Date: Monday, January 10, 2011	Sheet	88 of	101



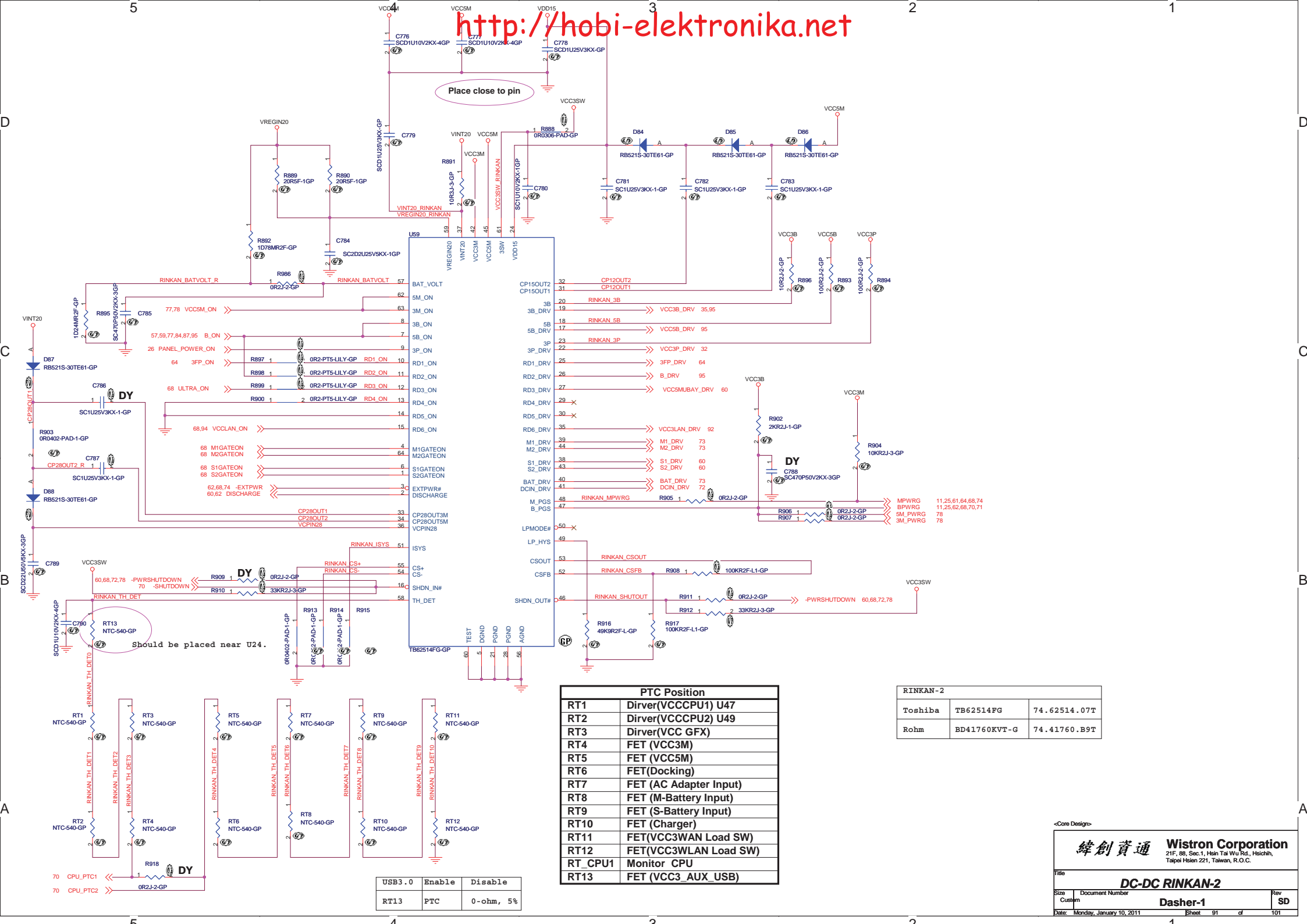
<Core Design>

<div>緯創資通</div>		<div>Wistron Corporation</div>	
		21F, 88, Sec.1, Hsin Tai Wu Rd., Hsichih, Taipei Hsien 221, Taiwan, R.O.C.	
Title			
DC-DC VCC1R8B			
Size A4	Document Number		Rev
	Dasher-1		SD
Date:	Monday, January 10, 2011	Sheet 89 of	101



<Core Design>

緯創資通 Wistron Corporation  
21F, 88, Sec.1, Hsin Tai Wu Rd., Hsichih,  
Taipei Hsien 221, Taiwan, R.O.C.





Sheet	92	of	101
-------	----	----	-----

BLANK

<Core Design>

緯創資通

**Wistron Corporation**

21F, 88, Sec.1, Hsin Tai Wu Rd., Hsichih,  
Taipei Hsien 221, Taiwan, R.O.C.

Title

**BLANK**

Size  
A4

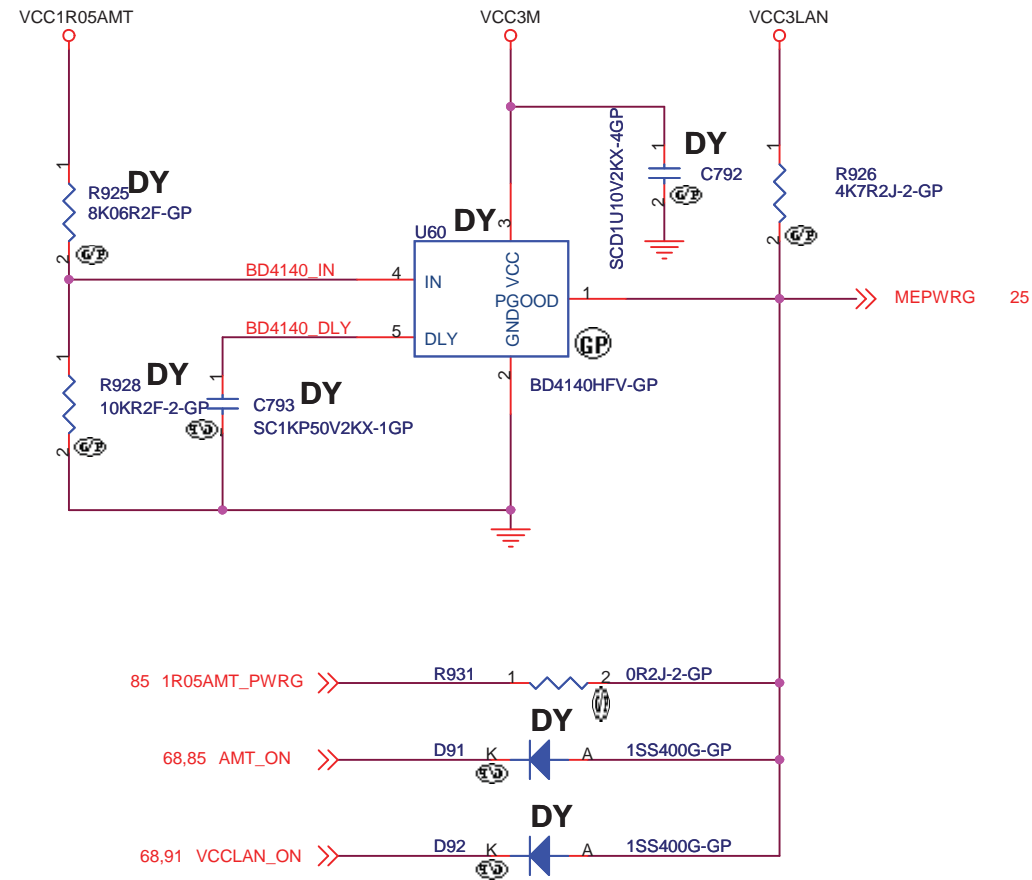
Document Number

**Dasher-1**

Rev  
**SD**

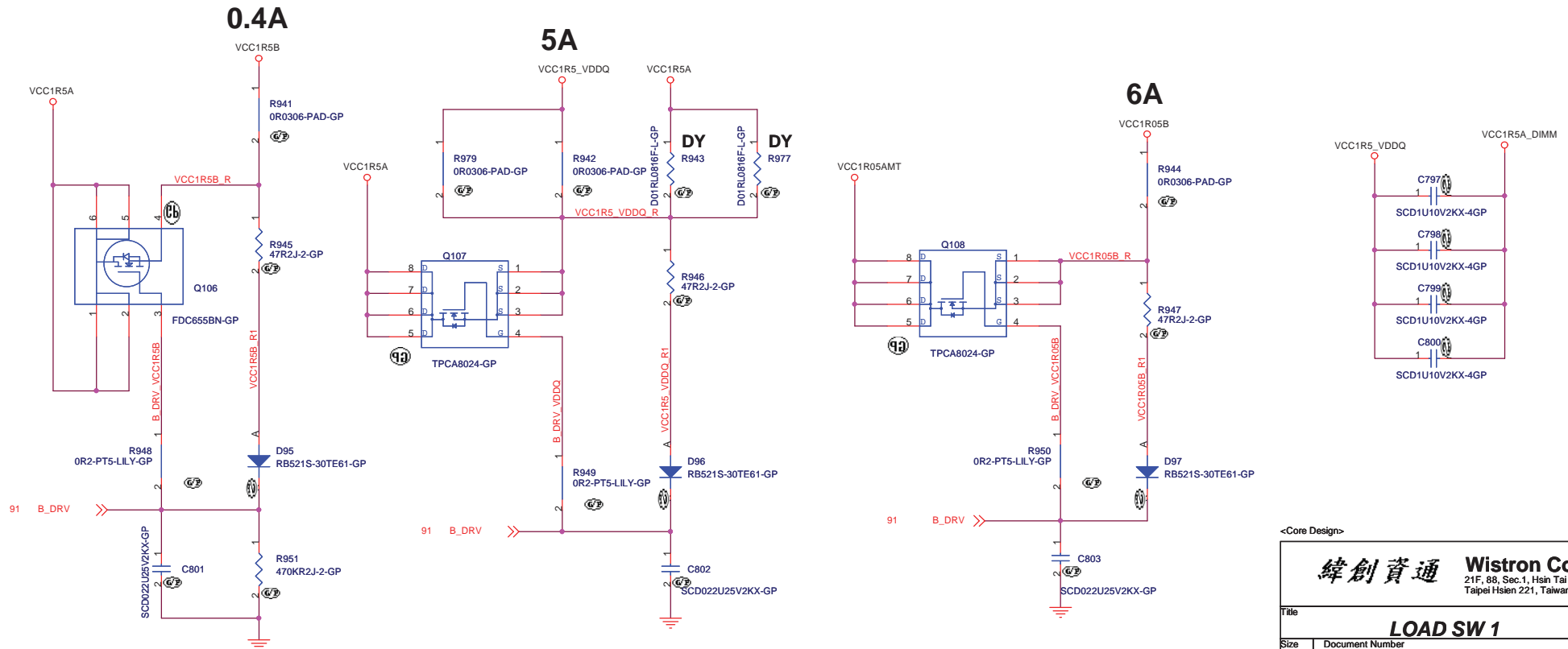
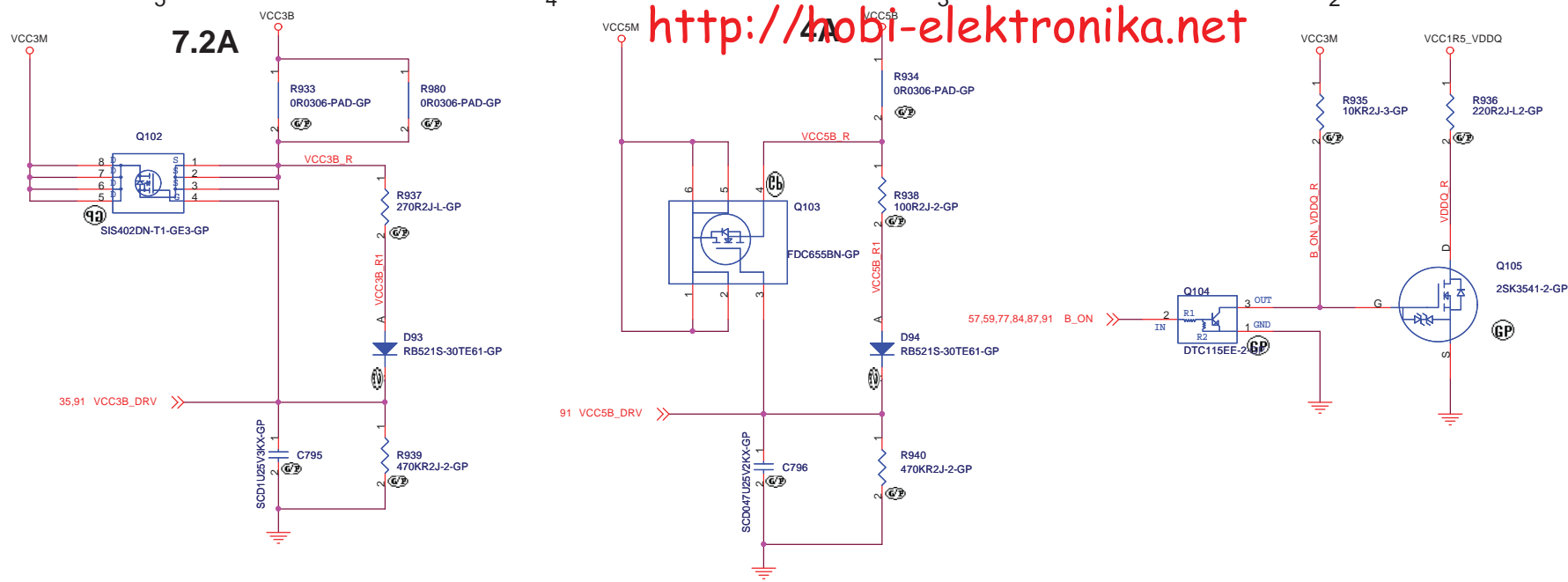
Date: Monday, January 10, 2011

Sheet 93 of 101



<Core Design>

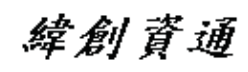
<div>緯創資通</div>		<div>Wistron Corporation</div>	
		21F, 88, Sec.1, Hsin Tai Wu Rd., Hsichih, Taipei Hsien 221, Taiwan, R.O.C.	
Title			
<div>POWER GOOD</div>			
Size A4	Document Number <div>Dasher-1</div>		Rev SD
Date:	Monday, January 10, 2011	Sheet 94 of	101



<Core Design>

BLANK

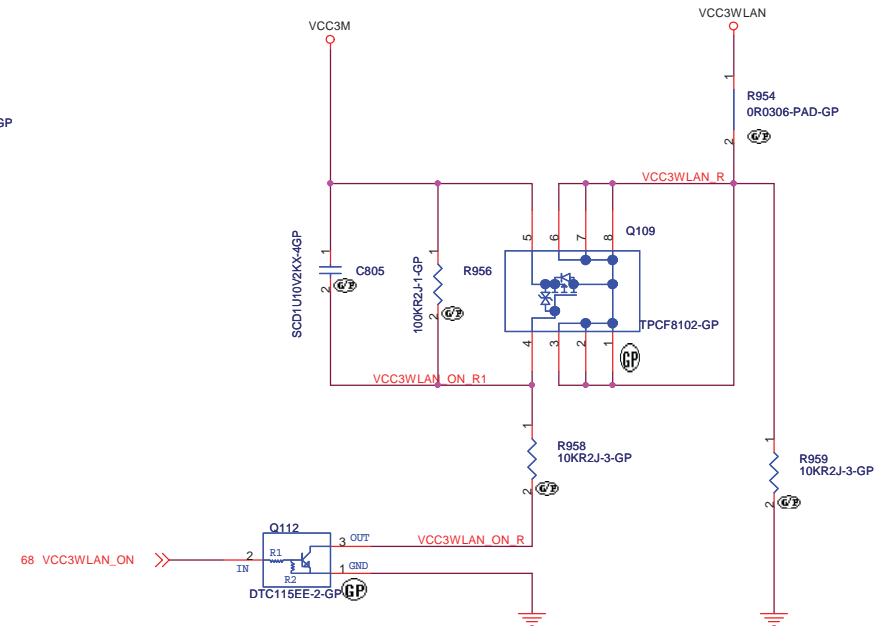
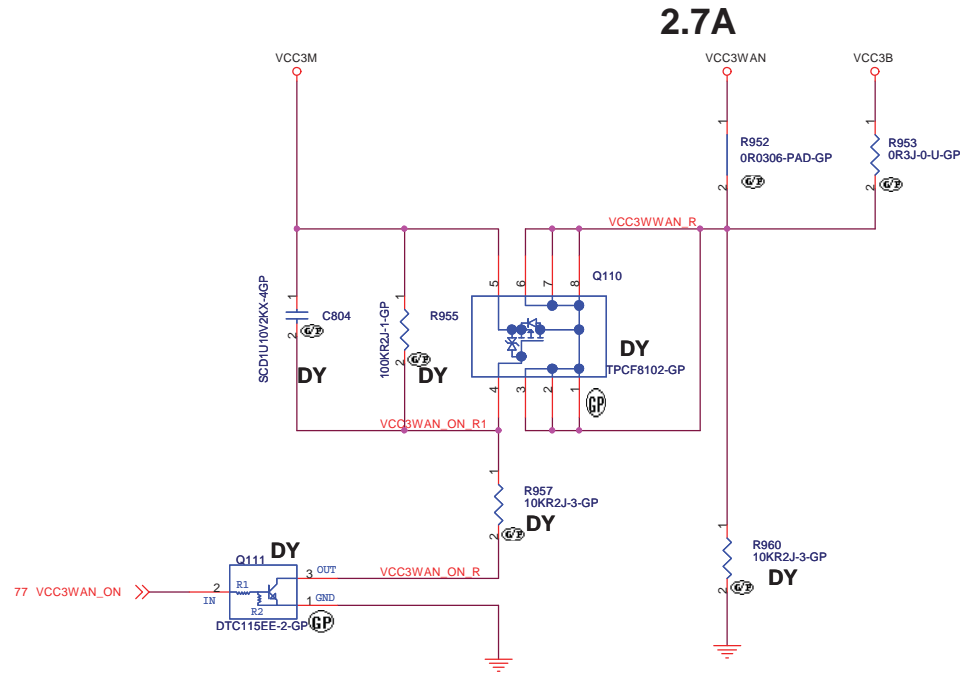
<Core Design>



**Wistron Corporation**  
21F, 88, Sec.1, Hsin Tai Wu Rd., Hsichih,  
Taipei Hsien 221, Taiwan, R.O.C.

Title			<b>BLANK</b>		
Size	Document Number			Rev	
A4	<b>Dasher-1</b>			SD	
Date:	Monday, January 10, 2011			Sheet	96 of 101

2.7A

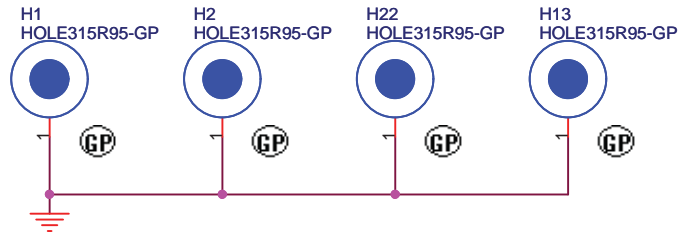


Constant Secure	YES	NO
R953	DY	ASM
C804		
R955		
Q110	ASM	DY
R957		
Q111		
R960		
R952	ASM	ASM

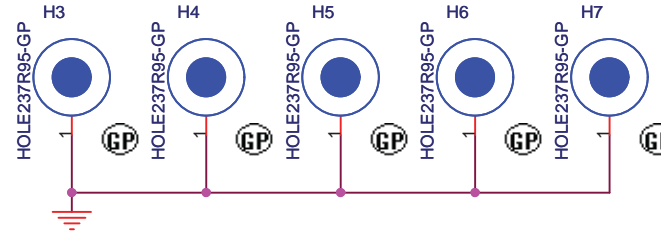
<Core Design>

<b>緯創資通 Wistron Corporation</b> 21F, 88, Sec.1, Hsin Tai Wu Rd., Hsichih, Taipei Hsien 221, Taiwan, R.O.C.	
Title	
LOAD SW 2	
Size A3	Document Number
Dasher-1	
Date: Monday, January 10, 2011	Sheet 97 of 101
Rev SD	

ZZ.00PAD.911



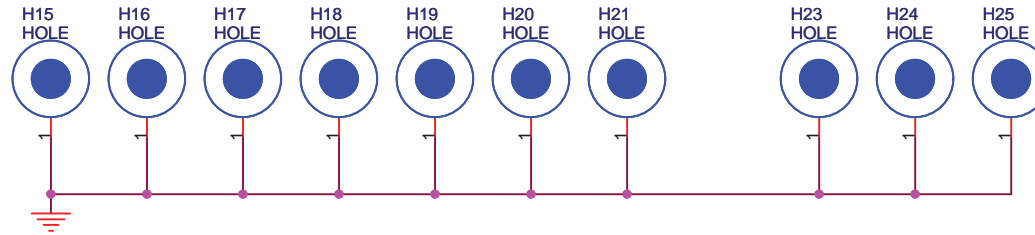
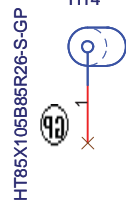
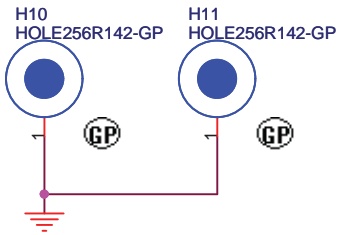
ZZ.00PAD.921



ZZ.00PAD.801

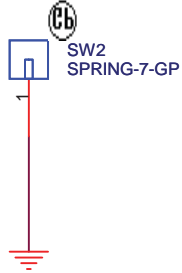
ZZ.SCREW.191

ZZ.0HOLE.XXX



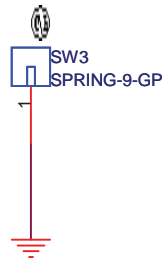
34.49U26.001

GND pad for docking connector



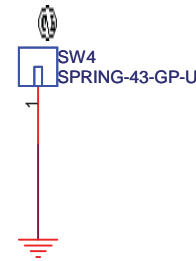
34.49U23.001

GND pad for docking connector



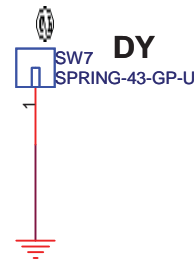
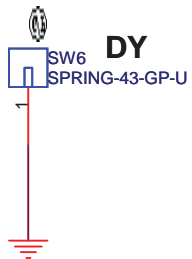
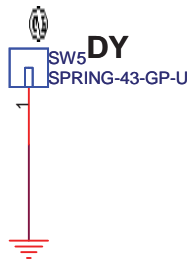
34.15J03.001

spring for EMI



34.15J03.001

spring for RF (SW5~SW7)



<Core Design>

緯創資通

Wistron Corporation

21F, 88, Sec.1, Hsin Tai Wu Rd., Hsichih,  
Taipei Hsien 221, Taiwan, R.O.C.

Title

HOLES/GND/PADS

Size  
A4

Document Number

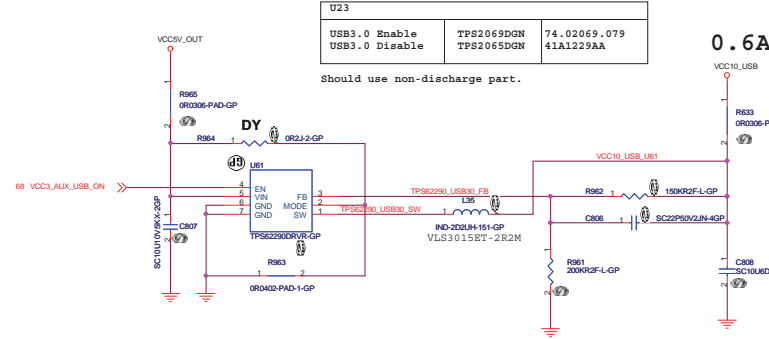
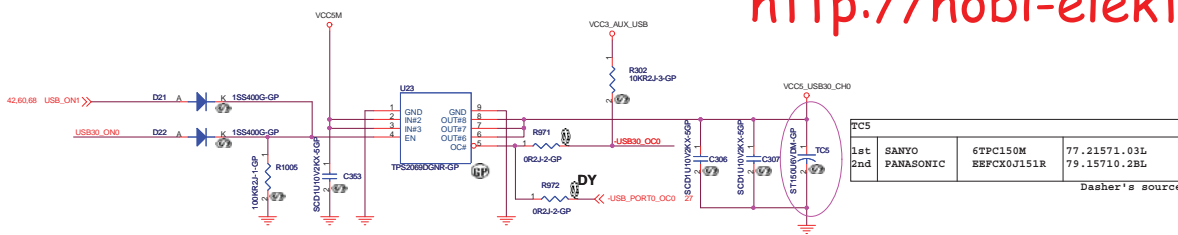
Dasher-1

Rev  
SD

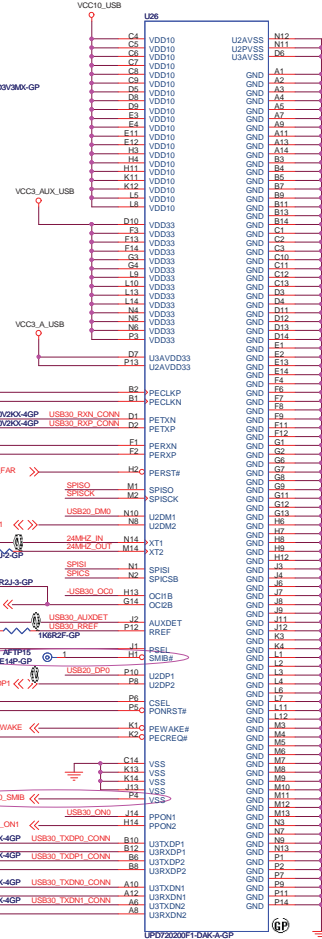
Date: Monday, January 10, 2011

Sheet 98 of 101



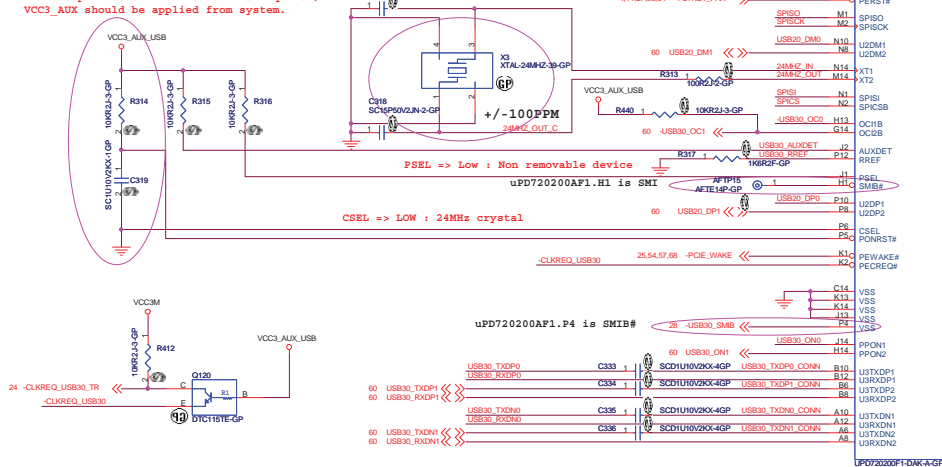


0.6A

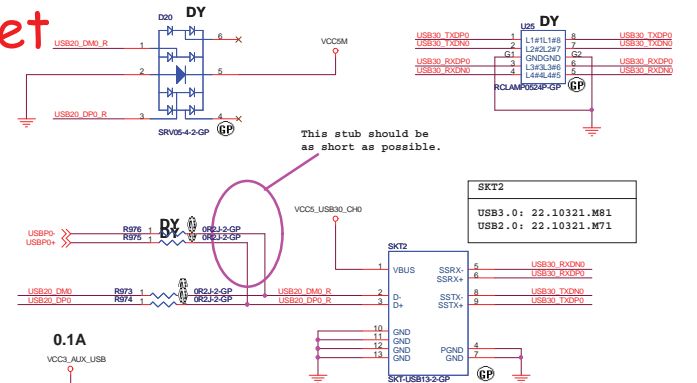


HELE Recommended Conditions:  
Normal Frequency: 24MHz.  
Frequency Tolerance: +/- 30ppm.  
Load Frequency: 12pF.  
Effective Series Resistance: 50-ohm.  
Effective Shunt Capacitance: 2pF.

If Wakeup function from D3 cold is required,  
VCC3\_AUX should be applied from system.

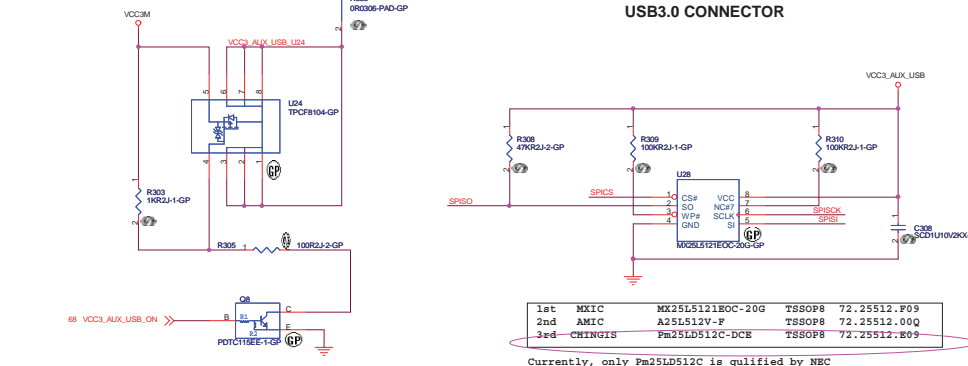


U26 should be uPD720200AF1  
71.72020.D00



This stub should be  
as short as possible.

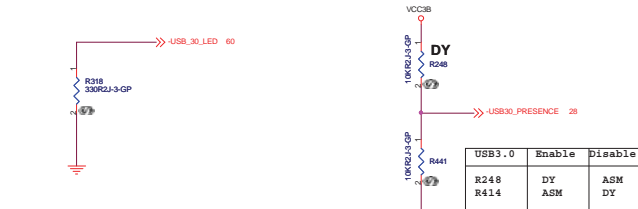
## USB3.0 CONNECTOR



1st MXIC MX25L5121B0C-20G TSSOP8 72.25512.F09  
2nd AMIC A25L512V-F TSSOP8 72.25512.00Q  
3rd CHINGIS Fm25LD512C-DCE TSSOP8 72.25512.B09

Currently, only Fm25LD512C is qualified by NEC

NOT MANDATORY TO PLACE.



Core Design

緯創資通 Wistron Corporation  
21F, 88, Sec. 1, Hsin Tai Wu Rd., Hsinshih,  
Taipei Hsien 221, Taiwan, R.O.C.

USB 3.0			
Doc	Document Number		
Rev	Revision		
Customer	Dasher-1		
Date	Monday, January 10, 2011	Print	100 of 101

	USB3.0 Enable	USB3.0 Disable
R437	DY	ASM
R438	DY	ASM
R436	ASM	DY
R439	ASM	DY
D99	ASM	DY
D100	ASM	DY
R989	DY	ASM
R991	ASM	DY
R988	DY	ASM

B  
L  
A  
N  
K

	USB3.0 Enable	USB3.0 Disable
U23	TPS2069DGN	TPS2065DGN
D21	ASM	ASM
D22	ASM	DY
C353	ASM	ASM
R302	ASM	DY
R971	ASM	DY
R972	DY	ASM
C306	ASM	ASM
C307	ASM	ASM
TC5	ASM	ASM
U61	ASM	DY
R965	ASM	DY
R964	DY	DY
R963	ASM	DY
C807	ASM	DY
L35	ASM	DY
R961	ASM	DY
R962	ASM	DY
C806	ASM	DY
C808	ASM	DY
R633	ASM	DY
U26	ASM	DY
C314	ASM	DY
C316	ASM	DY
R313	ASM	DY
X3	ASM	DY
C317	ASM	DY
C318	ASM	DY
C319	ASM	DY
R440	ASM	DY
R314	ASM	DY
R315	ASM	DY
R316	ASM	DY
R317	ASM	DY
C310	ASM	DY
R412	ASM	ASM
Q120	ASM	DY
C333	ASM	DY
C334	ASM	DY
C335	ASM	DY
C336	ASM	DY
U28	ASM	DY
R308	ASM	DY
R309	ASM	DY
R310	ASM	DY
C308	ASM	DY
U24	ASM	DY
R638	ASM	DY
R303	ASM	DY
R305	ASM	DY
Q8	ASM	DY
SKT2	USB3.0 Conn.	USB2.0 Conn.
R973	ASM	DY
R974	ASM	DY
R975	DY	ASM
R976	DY	ASM
D20	DY	DY
D25	DY	DY
C310	ASM	DY
C311	ASM	DY
C312	ASM	DY
C313	ASM	DY
C315	ASM	DY
C320	ASM	DY
C321	ASM	DY
C322	ASM	DY
C323	ASM	DY
C324	ASM	DY
C325	ASM	DY
C326	ASM	DY
C327	ASM	DY
L14	ASM	DY
C329	ASM	DY
C330	ASM	DY
C331	ASM	DY
C332	ASM	DY
R318	ASM	DY
R248	DY	ASM
R441	ASM	DY